

FALCO LEVEL PREMIUM+



FALCO LEVEL PREMIUM+

Go Dutch with the FalcoLevel Premium+ a gear change in usability and design. The FalcoLevel Premium+ is an innovative and user friendly cycle parking system which accommodates twice the number of bicycles compared to any other traditional cycle rack or stand.

The FalcoLevel Premium+ two-tier rack meets the Dutch national 'FietsParKeur' standard for secure cycle parking.

MODULAR DESIGN | Connect multiple units side by side for as long as required

TWO-TIER STORAGE SYSTEM | Accommodates twice as many cycles compared to any other traditional rack or stand

ALUMINIUM DESIGN | Creates a smoother and quieter user experience

FIETSPARKEUR | Meets the FietsParKeur Standard for Secure Cycle Parking


FALCOLEVEL PREMIUM+

Go Dutch with the FalcoLevel Premium+ a gear change in usability and design. The FalcoLevel Premium+ is an innovative and user friendly cycle parking system which accommodates twice the number of bicycles compared to any other traditional cycle rack or stand.

Manufactured from robust steel and aluminium, it creates a significant reduction in noise pollution, is smoother to operate and is just as easy to park a bike on the upper rack as the lower rack.

It can be a real puzzle to park all bikes in the available space. A two tier system is the perfect solution in this situation. The FalcoLevel Premium+ is available in a centre to centre distance of 375mm or 400mm. To enhance the number of cycle spaces available we advise choosing a 375mm centre to centre distance.

Please consult our Falco advisor which version is suitable for which situation.



Features

Some key features of the FalcoLevel Premium+ arise from its development cycle:

- The FalcoPremium+ has excellent build quality, typical of a Falco product.
- Utilises 'Stabilus' gas struts (world market leader in gas struts as used in the automotive industry).
- Rollers are manufactured from hard wearing nylon with a stainless steel bearing.
- Adjustable feet for uneven surfaces.
- Each space can be provided with a number, symbol or character upon request.
- A catch prevents the rack from sliding backwards.



Benefits

Compared to traditional two tier cycle parking systems, the new aluminium FalcoLevel Premium+ two tier cycle rack from Falco, has some distinct benefits over its cheaper rivals:

- Significant sound reduction from upper tier removing a large amount of noise pollution.
- Smoother action for the storage and retrieval of bikes.
- Just as easy to park a bicycle on the upper rack as the lower rack.
- Better suited for modern bikes with higher and wider handle bars.
- Connect multiple units side by side for as long as required.
- Available as a single or double sided version.
- Suitable for cycle tyres with a thickness of 27-50mm.
- Lighter to use than steel units making upper tier available to more cyclists.
- Ergonomic handgrip, with a thicker, warm to touch material that can be lifted with one or two hands.



- Lower lifting height (of the bike into the gutter).
- The roll in angle of the bike is less steep.
- Integrated floating feet for mounting on uneven surfaces.
- Modular design enables flexible c.t.c. bike spacing measurements.
- Stylish looking modern European design.
- Has multiple locking points for differing cycle designs.
- Robust welded construction for steel framework - hot dip galvanised to BS EN ISO 1461 and available in 192 RAL colours)



Locking points

There are two locking systems to secure a bike to the FalcoLevel-Premium+ two-tier cycle rack:

- Upper Rack Locking Point: The upper rack locking point is supplied as standard and can be supplied without upon request.



- Lower Rack Locking Point: To provide additional security for cycles parked on the lower racks with a centre to centre distance of 400mm, a secure locking mount can be supplied upon request. The secure locking mount can be provided for both new racks and existing racks.



Optional

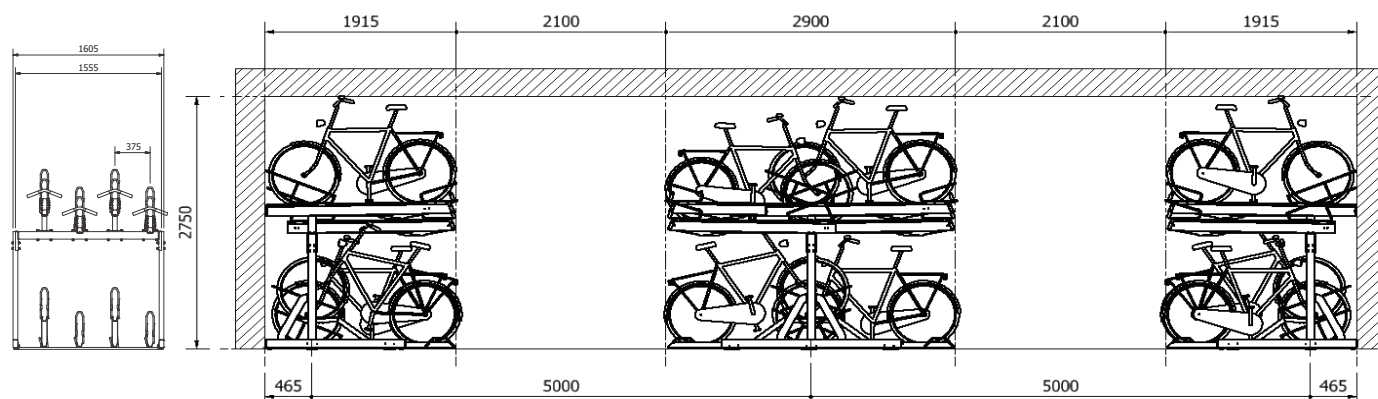
- Upright Cover Plate: An upright end cover plate can be supplied upon request for cycle parking areas unable to expand using standard add-on sections.
- Cycle Space Identification: Each cycle parking space can be allocated with a number or company logo or scheme to identify individual cycle parking spaces.



The FalcoLevel Premium+ is suitable for indoor or outdoor use. Falco also manufacture a range of single sided and double sided shelter and canopy structures ideal for sheltering the two-tier system.

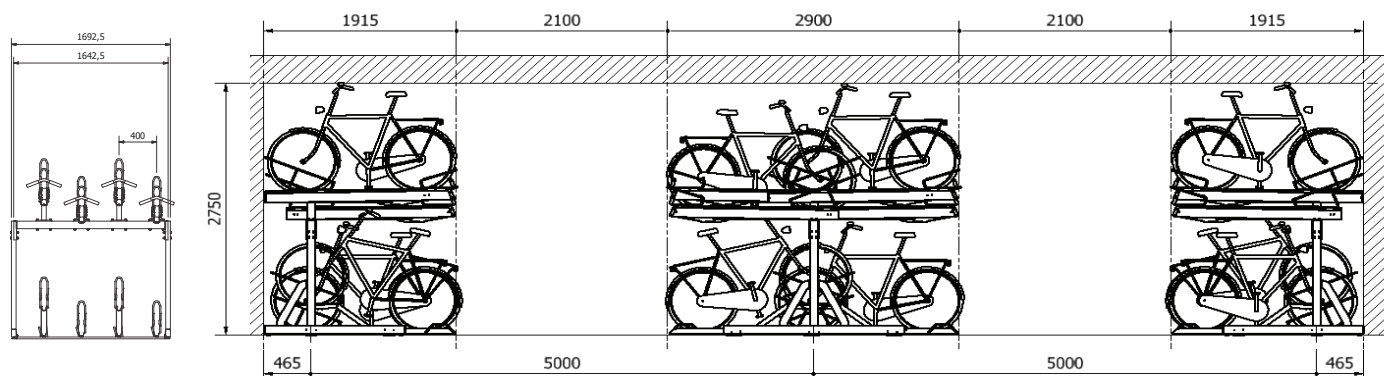
FALCOLEVEL PREMIUM+ 375 MM CENTRE-TO-CENTRE

Single Sided	Double Sided	Posts	Length mm	Single Sided	Double Sided	Posts	Length mm	Single Sided	Double Sided	Posts	Length mm
4	8	2	1035	34	68	4	6770	66	132	6	12880
6	12	2	1410	36	72	4	7145	68	136	6	13255
8	16	2	1785	38	76	4	7520	70	140	6	13630
10	20	2	2160	40	80	4	7895	72	144	6	14005
12	24	2	2535	42	84	4	8270	74	148	6	14380
14	28	2	2910	44	88	4	8645	76	152	6	14755
16	32	2	3285	46	92	4	9020	78	156	6	15130
18	36	3	3715	48	96	4	9395	80	160	6	15505
20	40	3	4090	50	100	5	9825	82	164	7	15935
22	44	3	4465	52	104	5	10200	84	168	7	16310
24	48	3	4840	54	108	5	10575	86	172	7	16685
26	52	3	5215	56	112	5	10950	88	176	7	17060
28	56	3	5590	58	116	5	11325	90	180	7	17435
30	60	3	5965	60	120	5	11700	92	184	7	17810
32	64	3	6340	62	124	5	12075	94	188	7	18185
				64	128	5	12450	96	192	7	18560



FALCOLEVEL PREMIUM+ 400 MM CENTRE-TO-CENTRE

Single Sided	Double Sided	Posts	Length mm	Single Sided	Double Sided	Posts	Length mm	Single Sided	Double Sided	Posts	Length mm
4	8	2	1085	34	68	4	7170	66	132	6	13655
6	12	2	1485	36	72	4	7570	68	136	6	14055
8	16	2	1885	38	76	4	7970	70	140	6	14455
10	20	2	2285	40	80	4	8370	72	144	6	14855
12	24	2	2685	42	84	4	8770	74	148	6	15255
14	28	2	3085	44	88	4	9170	76	152	6	15655
16	32	2	3485	46	92	4	9570	78	156	6	16055
18	36	3	3927,5	48	96	4	9970	80	160	6	16455
20	40	3	4327,5	50	100	5	10412,5	82	164	7	16897,5
22	44	3	4727,5	52	104	5	10812,5	84	168	7	17297,5
24	48	3	5127,5	54	108	5	11212,5	86	172	7	17697,5
26	52	3	5527,5	56	112	5	11612,5	88	176	7	18097,5
28	56	3	5927,5	58	116	5	12012,5	90	180	7	18497,5
30	60	3	6327,5	60	120	5	12412,5	92	184	7	18897,5
32	64	3	6727,5	62	124	5	12812,5	94	188	7	19297,5
				64	128	5	13212,5	96	192	7	19697,5





MAINTENANCE

Inspection of the FalcoLevel Premium+, to be carried out annually

- Check the operation of the complete system
- Inspect the mounting material
- Identify damage as a result of vandalism
- Inform the client
- Issue quotation for any parts to be replaced

Preventive maintenance, to be carried out periodically in consultation with the client

- Test the gas spring and the operation of the extension gutter
- Identify damage as a result of vandalism
- Inform the client
- Issue quotation for any parts to be replaced

Cleaning

- Clean upper and lower gutters (only the free bicycle spaces)
- Clean leaf and garbage residue from the lower rack (only the free bicycle spaces)
- Clean any coating
- Client must dispose of garbage which will be collected at a location to be specified by the client
- Water supply tap must be available, as well as a drain

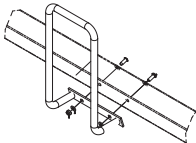
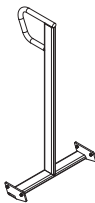
The above activities will only and exclusively be carried out in consultation with the client. After specifying a date, the client must ensure that the workspace is freely accessible and free from obstacles. Replacement parts will be quoted for and are not included, nor are working hours that are accumulated due to not being able to carry out the maintenance activities or cleaning.



FALCOLEVEL PREMIUM+

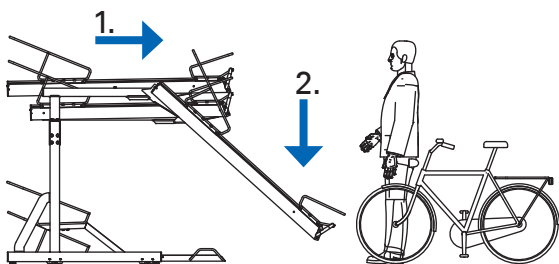
Description	Part Code		
FalcoLevel Premium + cycle rack, single sided, 3 upper and 3 lower spaces to accommodate 6 bikes, c.t.c 375mm, length 1,180mm	00.353.037		
FalcoLevel Premium + cycle rack, single sided, 3 upper and 3 lower spaces to accommodate 6 bikes, c.t.c 400mm, length 1,243mm	00.353.040		
FalcoLevel Premium + cycle rack, single sided, 4 upper and 4 lower spaces to accommodate 8 bikes, c.t.c 375mm, length 1,500mm	00.354.037		
FalcoLevel Premium + cycle rack, single sided, 4 upper and 4 lower spaces to accommodate 8 bikes, c.t.c 400mm, length 1,643mm	00.354.040		
FalcoLevel Premium + cycle rack, single sided, 6 upper and 6 lower spaces to accommodate 12 bikes, c.t.c 375mm, length 2,305mm	00.356.037		
FalcoLevel Premium + cycle rack, single sided, 6 upper and 6 lower spaces to accommodate 12 bikes, c.t.c 400mm, length 2,443mm	00.356.040		
FalcoLevel Premium + cycle rack, double sided, 8 upper and 8 lower spaces to accommodate 16 bikes, c.t.c 187.5mm, length 1,555mm	00.368.018		
FalcoLevel Premium + cycle rack, double sided, 8 upper and 8 lower spaces to accommodate 16 bikes, c.t.c 200mm, length 1,643mm	00.368.020		
FalcoLevel Premium + cycle rack, double sided, 10 upper and 10 lower spaces to accommodate 20 bikes, c.t.c 200mm, length 2,043mm	00.370.020		
FalcoLevel Premium + cycle rack, double sided, 12 upper and 12 lower spaces to accommodate 24 bikes, c.t.c 187.5mm, length 2,305mm	00.372.018		
FalcoLevel Premium + cycle rack, double sided, 12 upper and 12 lower spaces to accommodate 24 bikes, c.t.c 200mm, length 2,443mm	00.372.020		
FalcoLevel Premium + cycle rack, double sided, 14 upper and 14 lower spaces to accommodate 28 bikes, c.t.c 187.5mm, length 2,343mm	00.374.018		

FALCOLEVEL PREMIUM+, OPTIONAL

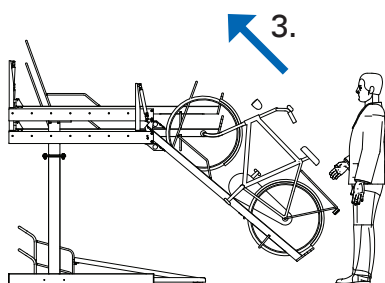
Description	Part Code		
FalcoLevel Premium+ loose provision to be bolted on for two point locking of the bike, for the upper level	00.352.000H		
FalcoLevel Premium+ loose provision to be bolted on for two point locking of the bike, for the lower level	00.352.000L		
FalcoLevel Premium+ lower rack locking point, security for cycles parked on the lower racks with a c.t.c. distance of 400mm	00.352.040L		
FalcoLevel Premium+ upright cover plate	OND00.350.310		

HOW TO USE THE FALCOLEVEL PREMIUM+ TWO TIER CYCLE RACK

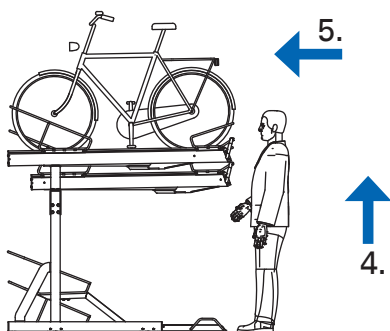
Parking a Bike



1. Grasp the handle and pull the upper rack fully outwards
2. Gently lower the rack to the floor

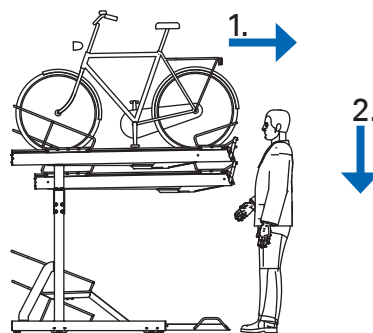


3. Place the front wheel of your bike onto the rack and wheel your bike along allowing the rear wheel to sit in the recess at the front

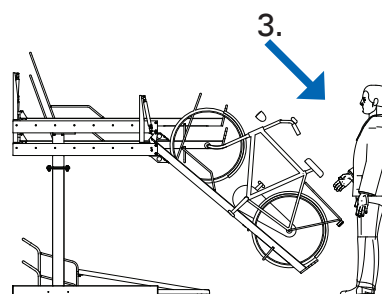


4. Using the handle gently raise the rack back into its upright position
5. Push the rack back until it locates over the 'stop' position

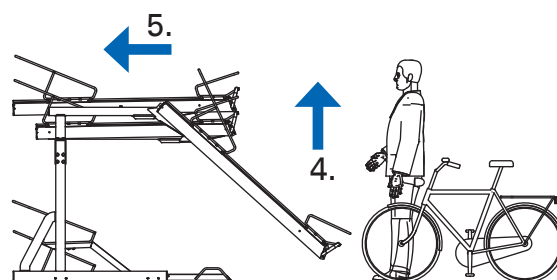
Removing a Parked Bike



1. Grasp the handle and pull the upper rack fully outwards
2. Gently lower the rack to the floor



3. Lift the rear bicycle wheel out of the rear support and roll the bicycle off the cycle rack



4. Grasp the handle and pull the rack back into its upright position
5. Push the rack back until it locates over the 'stop' position

