

EX 1.0 CLADDING

**EX-1.1 - Cladding Type 01 ‘Special’
Brickwork**
Material: ‘Tronco’ clay facing brickwork
Size: 215 x 102.5 x 65
Supplier: Floren
Architects Specification: F10
Reference:
-A213-(21)-201 to 204 External Wall Types Key



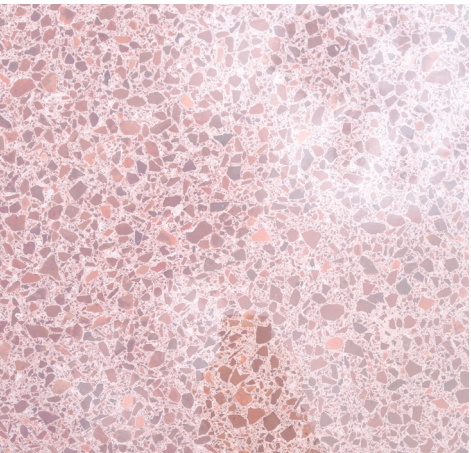
**EX-1.2 - Cladding Type 02 ‘Standard’
Brickwork**
Material: ‘Tronco’ clay facing brickwork
Size: 215 x 102.5 x 65
Supplier: Floren
Architects Specification: F10
Reference:
-A213-(21)-201 to 204 External Wall Types Key



EX-1.3 - Cladding Type 03 Brick Slip Panels
Material: ‘Tronco’ clay facing brick slips
Size: 215 x 102.5 x 65
Supplier: Floren
Architects Specification: F10
Reference:
-A213-(21)-201 to 204 External Wall Types Key




**EX-1.4 - Cladding Type 04 Precast
Concrete Panels**
Material: C50 mix design using 10mm and
3-0 red granite fines with white cement
Size: Varies
Finish: Polished
Supplier: Cambridge Architectural Precast
Architects Specification: H42
Reference:
-A213-(21)-201 to 204 External Wall Types Key



EX 1.0 CLADDING

**EX-1.5 - Cladding Type 04 Precast
Concrete Cills & Parapet Copings**
Material: C50 mix design using 10mm and
3-0 red granite fines with white cement
Size: Varies
Finish: Acid etched
Supplier: Cambridge Architectural Precast
Architects Specification: H42
Reference:
-A213-(21)-201 to 204 External Wall Types Key





All metalwork to the facade to match RAL7044

EX 2.0 WINDOWS, DOORS, AND VENTS

EX-2.1 - Fixed and Openable Aluminium Window System

Frame Material: Aluminium

Frame Type: Futura+, Futura+i, ADS/AWS75SI

Frame Finish: Powder coated (both sides)

Frame Colour: RAL7044 (exterior frame) / RAL9010 (interior frame)

Glazing: Double glazed

Sizes: As indicated on design drawings

Supplier: IdealCombi, Schuco

Architects Specification: L10, Z25, Z30, Z31

Reference:

-A213-(21)-201 to 204 External Wall Types Key

-144831-300 to 302

-144831-D110

-GB250-2011



EX-2.2 - Car Park Roller Shutter

Frame Material: Galvanised steel lathe

Frame Type: Armourguard N2M 'brick bond' pattern

Frame Finish: Powder coated

Frame Colour: RAL7044

Size: As indicated on design drawings

Supplier: HAG

Architects Specification: L10, Z30, Z31

Reference:

-A213-(21)-201 to 204 External Wall Types Key



EX-2.3 - Substation Louvered Doors

Frame Material: Steel

Frame Type: Sunray Louvre Door

Frame Finish: Powder coated

Frame Colour: RAL7044

Sizes: As indicated on design drawings

Supplier: Sunray

Architects Specification: L13, Z30, Z31

Reference:

-A213-(21)-201 to 204 External Wall Types Key



EX-2.4 - Perforated metal grilles

Frame Material: Aluminium TBC

Thickness: Nominally 2mm TBC

Pattern: CNC/Laser cut pattern TBC

Finish: Powder coated

Finish Colour: RAL7044


Size: To match brickwork setting out as indicated on design drawings

Supplier: NES TBC

Architects Specification: L13, Z30, Z31

Reference:

-A213-(21)-201 to 204 External Wall Types Key




A213 Hampstead Green

EX 3.0 METALWORK

EX-3.1 - External Balustrades and Gates

Frame Material: Steel
Thickness: Nominal 15mm
Finish: Powder coated
Finish Colour: RAL7044
Supplier: Smiley Fabricators
Architects Specification: Z11, Z30, Z31
Reference:
-Mockup
-A213-(21)-201 to 204 External Wall Types Key



PPC colour samples RAL7044



Mockup

EX 4.0 HARD LANDSCAPING

EX-4.1 - Sandstone Paving
Manufacturer: Hardscape
Product: Sandstone
Colour: Egerton Red
Reference: A213-(21)-201 to 204 External Wall Types Key



EX-4.2 - Dutch Clay Paving
Manufacturer: Hardscape
Product: Dutch clay paver
Colour: Padova
Reference: A213-(21)-201 to 204 External Wall Types Key



EX 5.0 IRONMONGERY

EX-5.1 - External Ironmongery
Manufacturer: Varies
Finish: Satin stainless steel
Architects Specification: P21



