




KEY

 DENOTES EXTENT OF DEMOLITION IN ELEVATION

 DENOTES EXTENT OF DEMOLITION

 DENOTES EXTENT OF ITEM TO BE DEMOLISHED



Rev	Issue Date	Revision Notes	Drawn
C	2017.04.07	Issued for Planning	WG
B	2016.07.22	Issued For Planning	-
A	2016.06.29	Issued to Client	-
-	2016.06.20	Issued for Information	-

General Notes

Do not scale. All written dimensions must be checked on site before work commences on site or in shop. Figured dimensions take preference over those scaled. Discrepancies, where identified, must be reported to the Architect immediately. Any areas indicated on this drawing are for guidance purposes only. No responsibility is taken for their accuracy. All work must be carried out in accordance with the Building Regulations and to the satisfaction of the Local Authority.

PLANNING

Job Number	Drawing Number	Rev	Scale
790	(PL)310	C	1:50@A1 1:100@A3

Drawing Title: North Section AA
As Existing With Demolitions

Project: 11-12 Grenville Street, WC1

Client: Calabar Properties Ltd

Date: June 2016
drawn: MT
checked: JN

Garnett & Partners
Architects and designers

Garnett & Partners LLP
Holborn Hall
193-197 High Holborn
London WC1V 7BD
+44 20 7404 7677
www.garnettpartners.com

01
(PL)310 North Section
As Existing With Demolitions

