

Plaster panel moulding adjusted made good in materials to match existing

Architrave, door linings & door heads carefully removed and reinstalled new timbers to match existing profiles & spliced in traditional manner

Existing A/C vent relocated and historic panel reinstated in materials to match existing

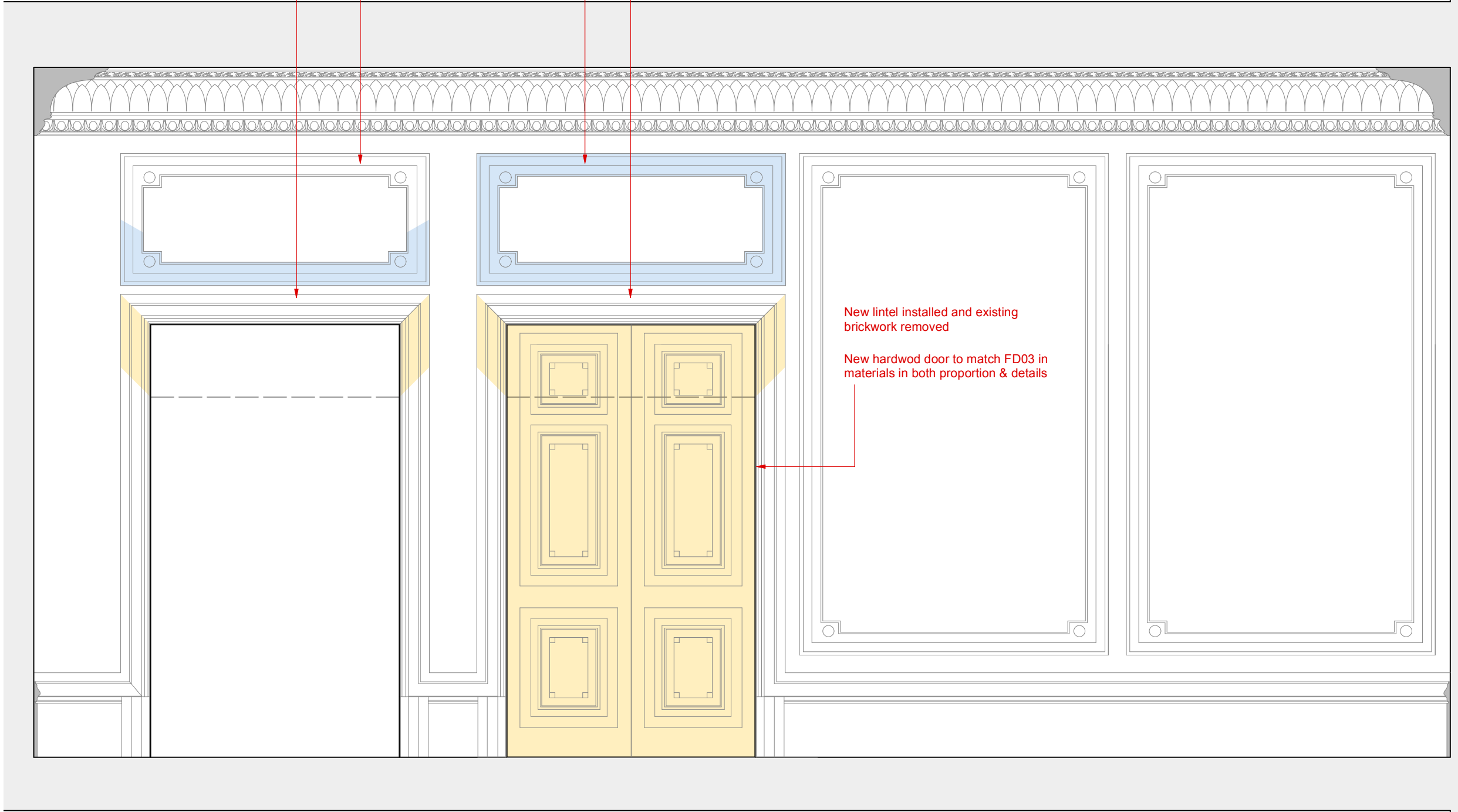
Architrave and door extended



Existing doors to be replaced by new hardwood doors



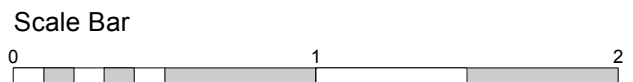
A/C vents to be removed and replaced with new plaster mouldings to match existing



New lintel installed and existing brickwork removed

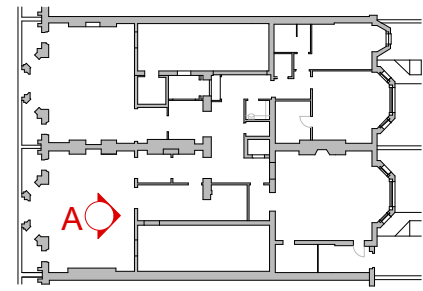
New hardwood door to match FD03 in materials in both proportion & details

Proposed Elevation A @ 1:25



Key

- New door & architrave
- New panel moulding / Plasterwork



David Quigley Architects
 2 Albemarle Way, Clerkenwell, London EC1V 4JB
 Tel: 020 7251 1880 E-Mail: info@davidquigleyarchitects.co.uk

Job: Flat 2, 5 Cambridge Gate	Client:
Title: Elevation A - Proposed	
Scale: 1:25 @ A3	Date: July 2017
Drwg No: CG-PL-103	Rev: /

This drawing is copyright. Do not scale from the drawing work only to figured dimensions. The contractor is to verify all dimensions onsite before commencing work. All errors and omissions are to be reported to the Architect. The drawing shall be read in conjunction with all relevant drawings and specifications. If in doubt, ask.