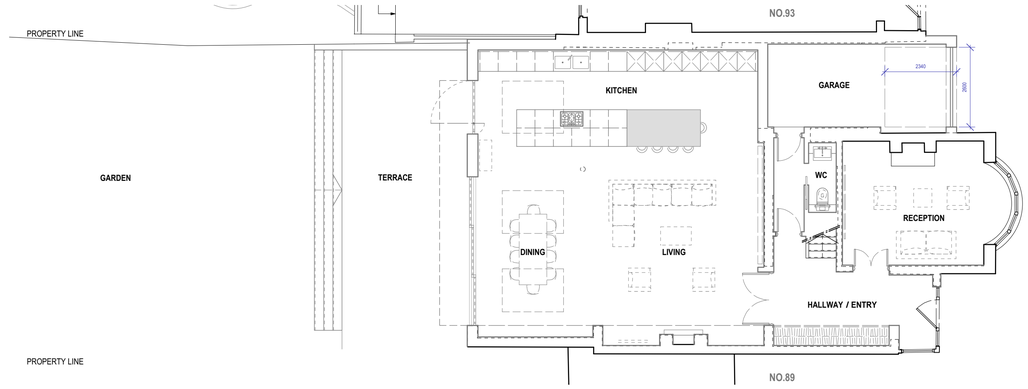

Proposed Ground Floor Plan
scale 1:100

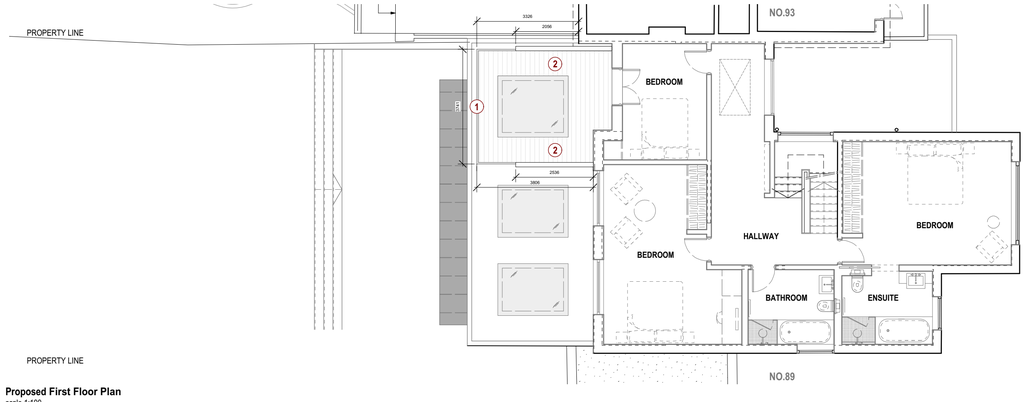

Proposed First Floor Plan
scale 1:100

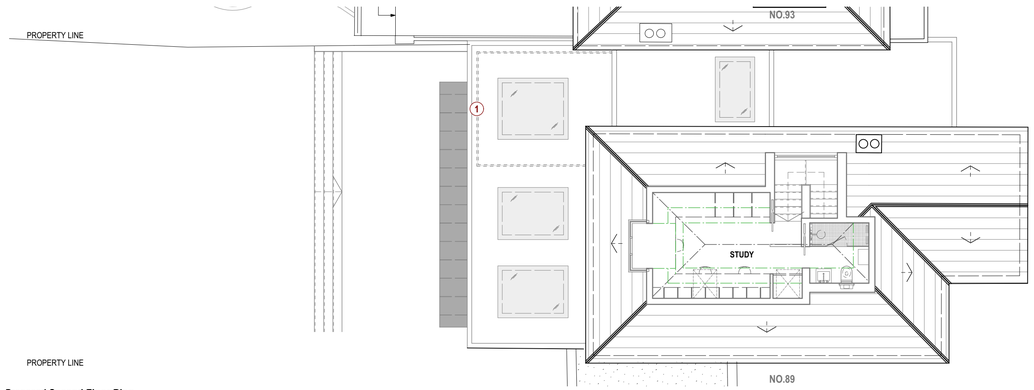

Proposed Second Floor Plan
scale 1:100

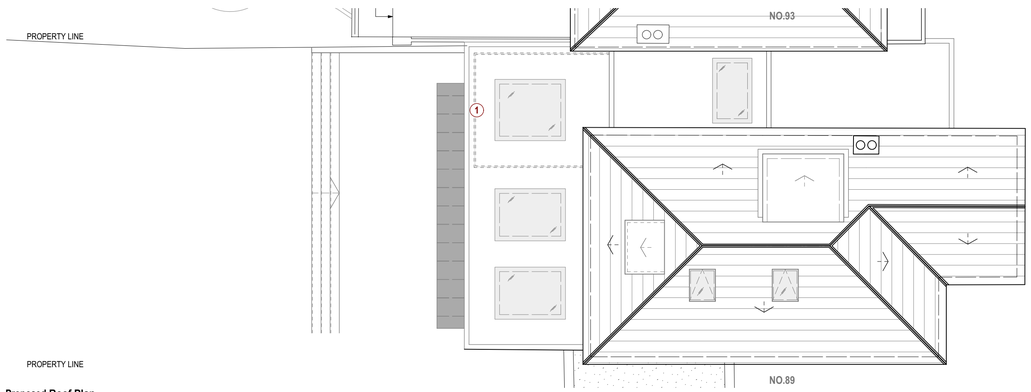

Proposed Roof Plan
scale 1:100

Proposed North West Elevation
scale 1:100

Proposed Rear Elevation
scale 1:100

Proposed Front Elevation
scale 1:100

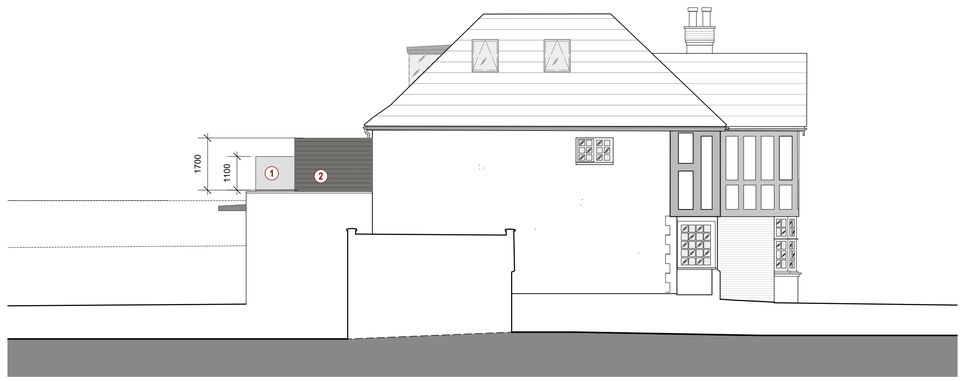

Proposed South East Elevation
scale 1:100

PROPOSED WORKS:

1. Frameless fixed glass balustrade
2. Western Red Cedar Timber hit and miss trellace panel.

PROPERTY LINE HILLWAY

PROPERTY LINE HILLWAY

PROPERTY LINE HILLWAY

0 m 2.0 m 4.0 m 6.0 m 8.0 m

Planning Application

Rev:	Date:	Description:
-	2014 12 11	Issued for Amendments to approved Planning Application
A	2015 07 21	Change of material to front window from metal framed to timber framed.
B	2017 06 21	Addition of terrace to first floor

Project: **91 Hillway, Highgate N6 6AB, London**

Dwg no: **1301 / PL.02**

Drawing: **Proposed Plans and Elevations with Amendments to approved Planning App.**

3s architects and designers

NOTES: Do not scale from this drawing. All dimensions in millimeters. All dimensions to be checked on site. All omissions and discrepancies to be reported to the architect immediately. This drawing is © 3s Architects and Designers. Use of these drawings must be authorised by 3s.

Date: June 2017
Scale: 1:100 @ A1

C	D	Rev:
NW	NW	B

T +44 (0)20 8332 99 -66 **F** -91 **W** www.3s-ad.com **E** info@3s-ad.com
17A Princes Road, Richmond upon Thames, Surrey TW10 6DQ