

Management/Workshop Estate Office, Boydell Court, St John's Wood Park, London NW8 6NJ

Planning Approval ref: 2017/0068/P dated 11 July 2017.

Application for the discharge of the Planning Approval Condition No. 4 which states: -

"Before the development commences, details of secure and covered cycle storage area for 2 cycling spaces shall be submitted to and approved by the Local Planning Authority. The approved facility shall thereafter be provided in its entirety prior to the first occupation of the new unit, and permanently retained thereafter".

Within the Boydell Estate there are already three covered cycle stores providing secure and sheltered accommodation for a significant number of cycles. Although the Planning Approval requires the addition of two cycling spaces, we will install a complete cycle store of a similar design and size as the ones presently used on site, which will provide 8 cycling spaces. The location of the new additional cycle store will be as indicated on the approved drawing number 717/405A and as submitted with this application.

All of the cycle stores (the existing and the proposed additional store) are within the secure compound of the Boydell Estate which has twenty-four-hour portorage service and extensive CCTV surveillance which covers all activities around the location of the cycle stores as well as other car-parking areas etc. This ensures that the security within the compound is far in excess of that provided by individual locked compounds.

The two photographs which follow show the location of the existing cycle store and the space where this additional store will be located.





The visual design of the new additional shelter will be as shown below



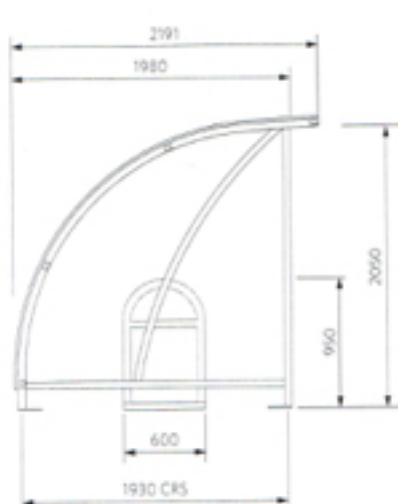
The physical design of the shelter will be as shown on the next page.



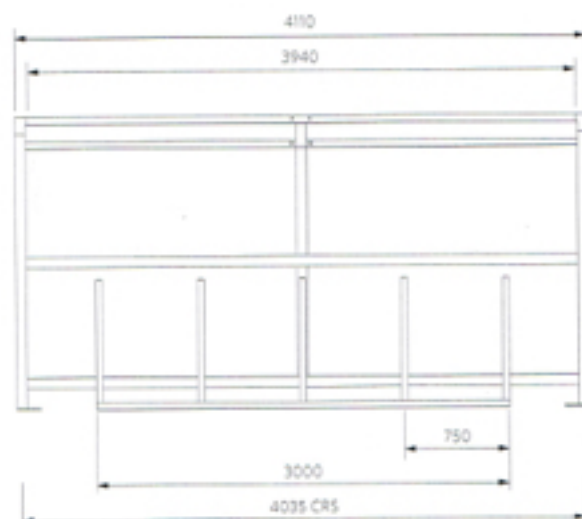
cycle-works.com

Solent Shelter Range

4m long Solent open access shelter in 5 hoop toast rack



SIDE ELEVATION



FRONT ELEVATION

Dimensions & capacity

Each 10-bike module has the following dimensions:

Height: 2050mm

Width: 2200mm

Length: 4100mm for every 5 racks (10 bike spaces)

5000m shelters & customised dimensions are also available.

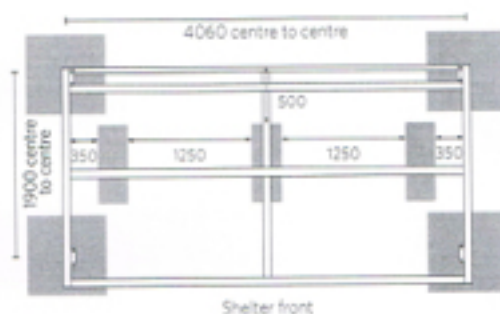
The smallest shelter parks 10 bicycles.

Foundations for full concrete base 10 bike Solent Shelter

Dimensions: 4.5m x 2.5m

Depth: 100mm C35 concrete, with 100mm sub-base & mesh reinforcement on top of the sub-base.

Dimensions for concrete pads



Shelter front

Large blocks for shelters: 800mm x 800mm, 300mm deep

Smaller blocks for racks: 800mm x 300mm, 150mm deep



Cycle-Works Ltd

The Cycle Storage Specialists

cycle-works.com • 023 9281 5555