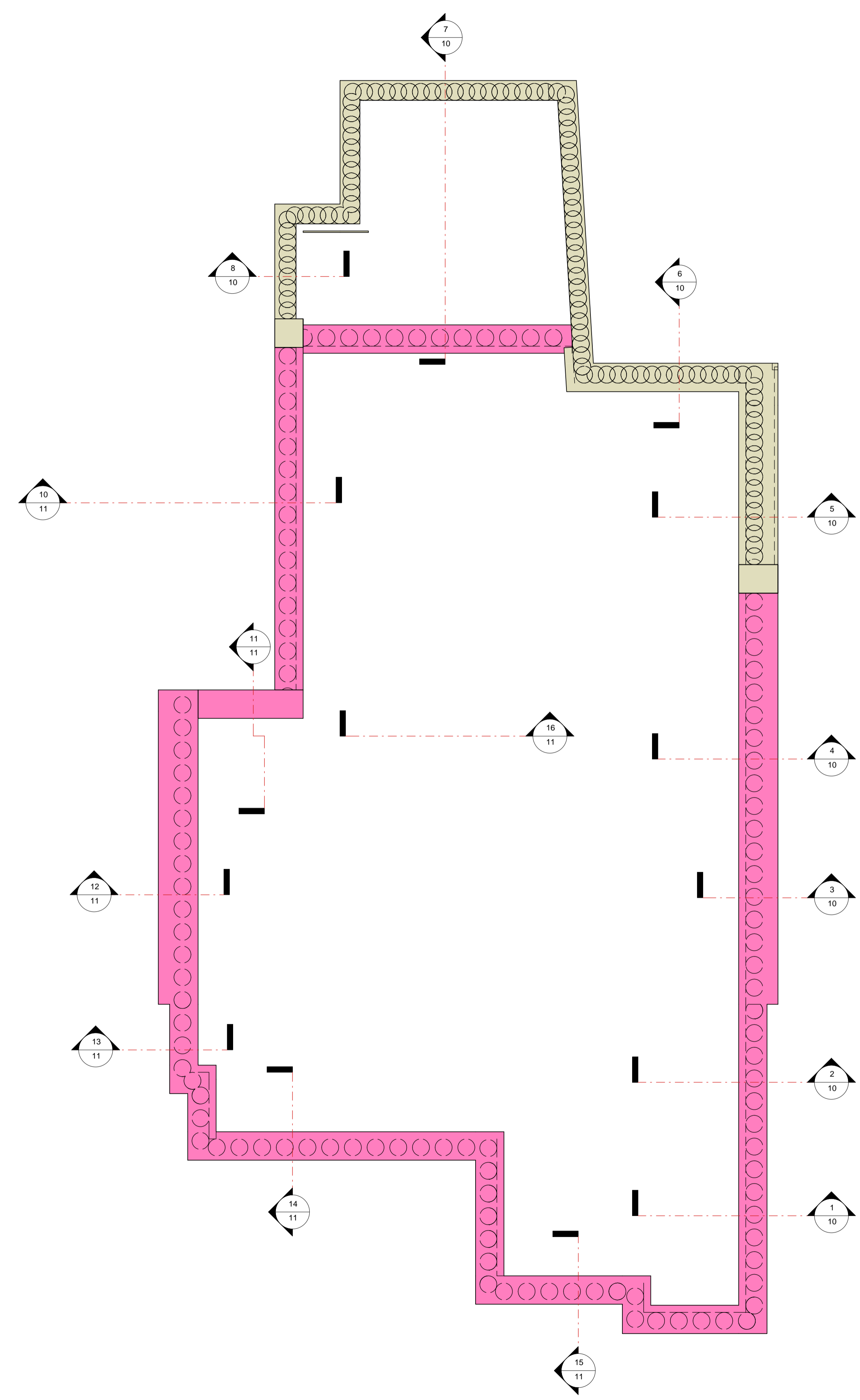


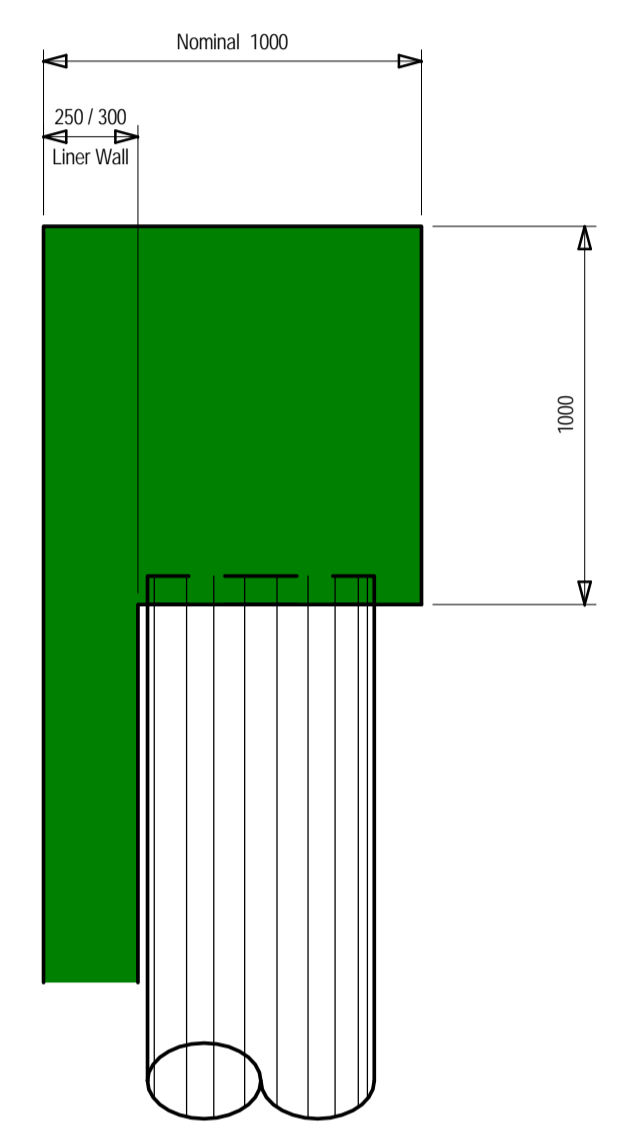
1 Piling Layout
1:100



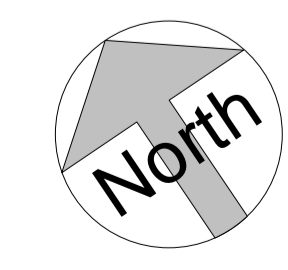
2 Capping Beam Layout
1:100

Legend:

- Secant Wall Male Pile (6000)
- Secant Wall Female Pile (6000)
- Raft Pile (4500)
- Capping Beam at First
Circa T.O.C = 102.320
- Capping Beam at Ground
Circa T.O.C = 99.220



3 Typical Section Through Capping Beam
1:20



No.	By	Description	Date
CLIENT			
<i>The Linton Group</i>			
ARCHITECT			
<i>Jo Cowen Architects</i>			
M+E ENGINEER			
28 Redington Road London NW3			
Proposed Piling and Capping Beam Layout			
ROSS & PARTNERS CONSULTING CIVIL & STRUCTURAL ENGINEERS 1 BASTWICK STREET LONDON EC1V 3NU Tel : (020)~7553-6050 Fax : (020)~7253-6720 email : mail@ross-partners.co.uk			
PRN: KS	CHKD: MO'R	DATE: August 2017	
STATUS: Planning		SCALE: As indicated @ A1	
Project No.	DRG. No.	Rev.	
11728/S/	09		