

FLAT - 1

GALAXY WINDOWS

Specialists in Windows, Doors and Conservatories

INSTALLATION ADDRESS:

97 FORDWYCH ROAD
LONDON NW2 3TL

PAGE:

1 OF 6

CONTRACT NO:

SURVEY DATE:

CUSTOMER REF:

DATE REQUIRED:

26/5/17

MR BENJAMIN

SURVEYORS NAME:

BAY CILL ORDER ONLY

CILL..... NO / 150 / 180 / STUB
FRAME FINISH..... WHITE / MAHOG / MAHOG ON WHITE / OAK
BAY POLES..... NONE / ROUND / SQUARE
LOAD BEARING..... NO / YES
CILL JOINER..... NO / YES

GLAZING..... INTERNAL / EXTERNAL
FRAME FINISH..... WHITE / MAHOG / MAHOG ON WHITE / OAK
SASH TYPE..... OGEE / BEVELLED
HARDWARE..... SHOOTBOLT / ESPAG
BEAD STYLE..... OGEE / BEVELLED
GASKET..... ALL BLACK / ALL WHITE

BAY WINDOW SPECS ONLY

OUTER FRAME..... STANDARD / HEAVY
CILL..... NO / 150 / 180 / STUB
DRAINAGE..... BASE / FACE
HARDWARE FINISH..... WHITE / GOLD
LOCATION.....
EXTERNAL FINISH..... FLAT-1 9
W BOARD SIZE..... LANDING

GLASS TYPE:
LOW LEAD TGM

WIDTH.....
HEIGHT.....
MULL, POS.....
TRANS, POS.....

DOOR AND PATIO ONLY

CILL..... NO / 150 / 180 / STUB
DRAINAGE..... BASE / FACE
LOCATION.....
HARDWARE TYPE..... L LEVER / L-PAD
HANDLE FINISH..... WHITE / GOLD / BLACK
HANGING..... LEFT / RIGHT
OPENING..... IN / OUT
THRESHOLD..... STD 72 / LOW 52 / ALI

GLASS TYPE:

WIDTH.....
HEIGHT.....
MULL, POS.....
MIDRAIL, POS.....
T / LIGHT POS.....

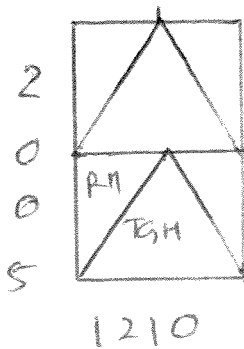
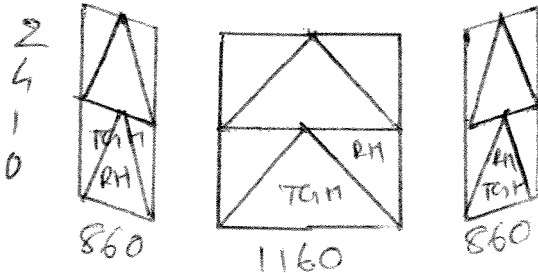
WORKING SLAVE (FRENCH)

DRAW SKETCH SHOWING INTERNAL CILL DIMENSIONS.

TABLE SIDE A, B, C ETC.

FITTING TRIMS AND
REMARKS ONLY

FLAT - 1



THERMAL ALI & HARDWOOD.....
DIRECT FIX ALI.....
GEORGIAN.....
LEAD.....
BEVEL OR COLOURED FANLITES.....

< DENOTES POSITION OF HINGES >

I CONFIRM RECEIPT OF TRUE COPY OF THE STYLES, DESIGNS AND OPENINGS AS AGREED ON SITE WITH THE SURVEYOR. ANY ALTERATIONS MAY BE SUBJECT TO AN ADDITIONAL CHARGE.

PLEASE NOTE THAT ALL WINDOW DESIGNS ARE VIEWED FROM OUTSIDE

CUSTOMER'S SIGNATURE:

THIS SPECIFICATION MAY DIFFER DUE TO THE SURVEYOR'S ADVICE, FROM THAT SHOWN ON THE CONTRACT PRODUCTS WILL BE MANUFACTURED AS PER THE SURVEY

ANY QUERIES MUST BE NOTIFIED TO THE COMPANY WITHIN 2 DAYS OF SURVEY. ALTERATIONS CANNOT AND WILL NOT BE ACCEPTED AFTER THIS TIME.

FLAT-4

GALAXY WINDOWS Specialists in Windows, Doors and Conservatories SURVEYORS NAME:	INSTALLATION ADDRESS: 97 FORDWYCH ROAD NW2 3TL	PAGE: 2 OF CONTRACT NO: 2615117 SURVEY DATE: CUSTOMER REF: MR BENJAMIN DATE REQUIRED:
--	--	---

BAY CILL ORDER ONLY CILL..... NO / 150 / 180 / STUB FRAME FINISH..... WHITE / MAHOG / MAHOG ON WHITE / OAK BAY POLES..... NONE / ROUND / SQUARE LOAD BEARING..... NO / YES CILL JOINER..... NO / YES	GLAZING..... INTERNAL / EXTERNAL FRAME FINISH..... WHITE / MAHOG / MAHOG ON WHITE / OAK SASH TYPE..... OGEE / BEVELLED HARDWARE..... SHOOTBOLT / ESPAG BEAD STYLE..... OGEE / BEVELLED GASKET..... ALL BLACK / ALL WHITE
--	---

BAY WINDOW SPECS ONLY OUTER FRAME..... STANDARD / HEAVY CILL..... NO / 150 / 180 / STUB DRAINAGE..... BASE / FACE HARDWARE FINISH..... WHITE / GOLD LOCATION..... FLAT-4 EXTERNAL FINISH..... INTO EXISTING W BOARD SIZE.....	GLASS TYPE: WIDTH..... HEIGHT..... MULL, POS..... TRANS, POS.....	DOOR AND PATIO ONLY CILL..... NO / 150 / 180 / STUB DRAINAGE..... BASE / FACE LOCATION..... HARDWARE TYPE..... L-LEVER / L-PAD HANDLE FINISH..... WHITE / GOLD / BLACK HANGING..... LEFT / RIGHT OPENING..... IN / OUT THRESHOLD..... STD 72 / LOW 52 / ALI	GLASS TYPE: clear WIDTH: 910 HEIGHT: 2610 MULL, POS..... MIDRAIL, POS..... T / LIGHT POS..... WORKING SLAVE (FRENCH) <input type="checkbox"/>
---	---	--	---

DRAW SKETCH SHOWING INTERNAL CILL DIMENSIONS.
 LABEL SIDE A, B, C ETC.

FLAT-4
Lounge

2610
910

Lounge

2225
885

kitchen

2230
1045

600

1100
600

FITTING TRIMS AND REMARKS ONLY

THERMAL ALI & HARDWOOD..... DIRECT FIX ALI..... GEORGIAN..... LEAD..... BEVEL OR COLOURED FANLITES..... < DENOTES POSITION OF HINGES >	I CONFIRM RECEIPT OF TRUE COPY OF THE STYLES, DESIGNS AND OPENINGS AS AGREED ON SITE WITH THE SURVEYOR. ANY ALTERATIONS MAY BE SUBJECT TO AN ADDITIONAL CHARGE. CUSTOMER'S SIGNATURE:
---	--

PLEASE NOTE THAT ALL WINDOW DESIGNS ARE VIEWED FROM OUTSIDE

THIS SPECIFICATION MAY DIFFER DUE TO THE SURVEYOR'S ADVICE, FROM THAT SHOWN ON THE CONTRACT PRODUCTS WILL BE MANUFACTURED AS PER THE SURVEY

ANY QUERIES MUST BE NOTIFIED TO THE COMPANY WITHIN 2 DAYS OF SURVEY. ALTERATIONS CANNOT AND WILL NOT BE ACCEPTED AFTER THIS TIME

GALAXY WINDOWS

Specialists in Windows, Doors and Conservatories

SPECIAL GLASS DETAILS:

PAGE:

5 OF 6

SURVEYORS NAME:

CONTRACT NO:

SURVEY DATE:

CUSTOMER REF:

DATE REQUIRED:

26/5/17

MR BENJAMIN

INSTALLATION ADDRESS:

97 FORDWYCH ROAD
NW2 3TL

GLAZING..... INTERNAL / EXTERNAL

FRAME FINISH..... WHITE / WGRAIN / WGRAIN ON WHITE / LIGHT OAK / ALI

SASH TYPE..... OGEE / BEVELLED

HARDWARE..... SHOOTBOLT / ESPAG

BEAD STYLE..... OGEE / BEVELLED

GASKET..... ALL BLACK / ALL WHITE

FITTING TRIMS AND
REMARKS ONLY

OUTER FRAME..... STANDARD / HEAVY

CILL..... NO / 150 / 180 / STUB

DRAINAGE..... BASE / FACE

HARDWARE FINISH..... WHITE / GOLD

LOCATION..... FLATS

EXTERNAL FINISH..... into existing

GLASS TYPE: Clear
Low level TG,H

WIDTH..... 855

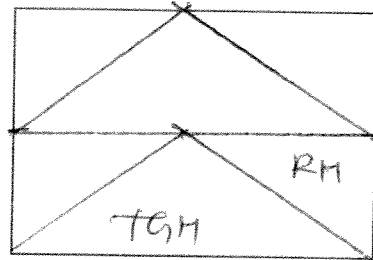
HEIGHT..... 2125

MULL, POS:.....

TRANS, POS:..... =

W BOARD SIZE

VIEWED FROM OUTSIDE



OUTER FRAME..... STANDARD / HEAVY

CILL..... NO / 150 / 180 / STUB

DRAINAGE..... BASE / FACE

HARDWARE FINISH..... WHITE / GOLD

LOCATION..... BATH

EXTERNAL FINISH..... into ext

GLASS TYPE: STIPPO

WIDTH..... 940

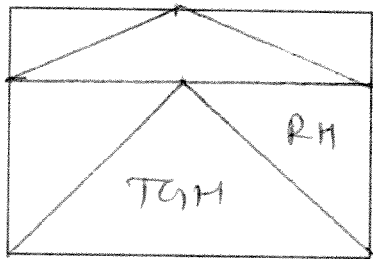
HEIGHT..... 1140

MULL, POS:.....

TRANS, POS:..... 380

W BOARD SIZE

VIEWED FROM OUTSIDE



OUTER FRAME..... STANDARD / HEAVY

CILL..... NO / 150 / 180 / STUB

DRAINAGE..... BASE / FACE

HARDWARE FINISH..... WHITE / GOLD

LOCATION..... BATH W/C

EXTERNAL FINISH..... into ext

GLASS TYPE: STIPPO

WIDTH..... 400

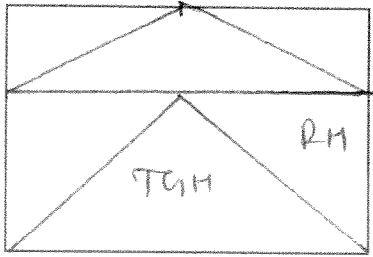
HEIGHT..... 1060

MULL, POS:.....

TRANS, POS:..... 380

W BOARD SIZE

VIEWED FROM OUTSIDE



OUTER FRAME..... STANDARD / HEAVY

CILL..... NO / 150 / 180 / STUB

DRAINAGE..... BASE / FACE

HARDWARE FINISH..... WHITE / GOLD

LOCATION.....

EXTERNAL FINISH.....

GLASS TYPE:

WIDTH.....


HEIGHT.....

MULL, POS:.....

TRANS, POS:.....

W BOARD SIZE

VIEWED FROM OUTSIDE



THERMAL ALI & HARDWOOD.....

DIRECT FIX ALI.....

GEORGIAN.....

LEAD.....

BEVEL OR COLOURED FANLITES.....

I CONFIRM RECEIPT OF TRUE COPY OF THE STYLES, DESIGNS AND OPENINGS AS AGREED ON SITE WITH THE SURVEYOR. ANY ALTERATIONS MAY BE SUBJECT TO AN ADDITIONAL CHARGE.

< DENOTES POSITION OF HINGES >

PLEASE NOTE THAT ALL WINDOW DESIGNS ARE VIEWED FROM OUTSIDE

CUSTOMER'S SIGNATURE:

THIS SPECIFICATION MAY DIFFER DUE TO THE SURVEYOR'S ADVICE, FROM THAT SHOWN ON THE CONTRACT PRODUCTS WILL BE MANUFACTURED AS PER THE SURVEY ANY QUERIES MUST BE NOTIFIED TO THE COMPANY WITHIN 2 DAYS OF SURVEY. ALTERATIONS CANNOT AND WILL NOT BE ACCEPTED AFTER THIS TIME

FLAT-6

'GALAXY WINDOWS' <i>Specialists in Windows, Doors and Conservatories</i>	INSTALLATION ADDRESS:	PAGE: <u>6</u> OF <u>6</u> CONTRACT NO: SURVEY DATE: <u>26/5/17</u> CUSTOMER REF: <u>MR BENJAMIN</u> DATE REQUIRED:
SURVEYORS NAME:		

BAY CILL ORDER ONLY CILL..... NO <u>150</u> / 180 / STUB FRAME FINISH..... <u>WHITE</u> / MAHOG / MAHOG ON WHITE / OAK BAY POLES..... NONE / ROUND / SQUARE LOAD BEARING..... NO / YES CILL JOINER..... NO / YES	GLAZING..... <u>INTERNAL</u> / EXTERNAL FRAME FINISH..... <u>WHITE</u> / MAHOG / MAHOG ON WHITE / OAK SASH TYPE..... <u>OGEE</u> / BEVELLED HARDWARE..... <u>SHOOTBOLT</u> / ESPAG BEAD STYLE..... <u>OGEE</u> / BEVELLED GASKET..... <u>ALL BLACK</u> / ALL WHITE
--	---

BAY WINDOW SPECS ONLY OUTER FRAME..... <u>STANDARD</u> / HEAVY CILL..... NO <u>150</u> / 180 / STUB DRAINAGE..... <u>BASE</u> / FACE HARDWARE FINISH..... <u>WHITE</u> / GOLD LOCATION..... <u>FLAT-6</u> EXTERNAL FINISH..... W BOARD SIZE..... <u>Int to Ext.</u>	GLASS TYPE: <u>Low level TGH</u> WIDTH:..... HEIGHT:..... MULL, POS: <u>==</u> TRANS, POS:.....	DOOR AND PATIO ONLY CILL..... NO / 150 / 180 / STUB DRAINAGE..... BASE / FACE LOCATION..... HARDWARE TYPE..... L-LEVER / L-PAD HANDLE FINISH..... WHITE / GOLD / BLACK HANGING..... LEFT / RIGHT OPENING..... IN / OUT THRESHOLD..... STD 72 / LOW 52 / ALI	GLASS TYPE: WIDTH:..... HEIGHT:..... MULL, POS:..... MIDRAIL, POS:..... T / LIGHT POS:..... WORKING SLAVE (FRENCH) <input type="checkbox"/>
---	--	--	---

DRAW SKETCH SHOWING INTERNAL CILL DIMENSIONS. LABEL SIDE A, B, C ETC. <div style="text-align: center; margin-top: 20px;"> </div>	FITTING TRIMS AND REMARKS ONLY
--	-----------------------------------

THERMAL ALI & HARDWOOD:..... DIRECT FIX ALI:..... GEORGIAN:..... LEAD:..... BEVEL OR COLOURED FANLITES:..... < DENOTES POSITION OF HINGES >	I CONFIRM RECEIPT OF TRUE COPY OF THE STYLES, DESIGNS AND OPENINGS AS AGREED ON SITE WITH THE SURVEYOR. ANY ALTERATIONS MAY BE SUBJECT TO AN ADDITIONAL CHARGE.
--	---

PLEASE NOTE THAT ALL WINDOW DESIGNS ARE VIEWED FROM OUTSIDE

CUSTOMER'S SIGNATURE: _____

THIS SPECIFICATION MAY DIFFER DUE TO THE SURVEYOR'S ADVICE, FROM THAT SHOWN ON THE CONTRACT PRODUCTS WILL BE MANUFACTURED AS PER THE SURVEY

ANY QUERIES MUST BE NOTIFIED TO THE COMPANY WITHIN 2 DAYS OF SURVEY. ALTERATIONS CANNOT AND WILL NOT BE ACCEPTED AFTER THIS TIME

GALAXY WINDOWS

Specialists in Windows, Doors and Conservatories

SPECIAL GLASS DETAILS:

PAGE: **2** OF

CONTRACT NO: **26/517**

SURVEY DATE:

CUSTOMER REF: **MR BENJAMIN**

DATE REQUIRED:

SURVEYORS NAME:

INSTALLATION ADDRESS:

**97 FORDWYCH ROAD
NW2 3TL**

GLAZING..... **INTERNAL** / EXTERNAL
 FRAME FINISH: **WHITE** / WGRAIN / WGRAIN ON WHITE / LIGHT OAK / ALI
 SASH TYPE..... **OGEE** / BEVELLED
 HARDWARE..... **SHOOTBOLT** / ESPAG
 BEAD STYLE..... **OGEE** / BEVELLED
 GASKET..... **ALL BLACK** / ALL WHITE

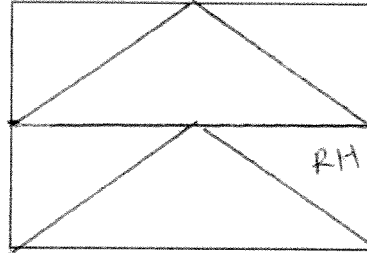
FITTING TRIMS AND
REMARKS ONLY

GLASS TYPE: **clear**

VIEWED FROM OUTSIDE

OUTER FRAME..... **STANDARD** / HEAVY
 CILL..... NO / **150** / 180 / STUB
 DRAINAGE..... **BASE** / FACE
 HARDWARE FINISH..... **WHITE** / GOLD
 LOCATION..... **FLAT 7**
 EXTERNAL FINISH..... **into existing**

WIDTH: **885**
 HEIGHT: **1680**
 MULL, POS.....
 TRANS, POS: **=**
 W BOARD SIZE

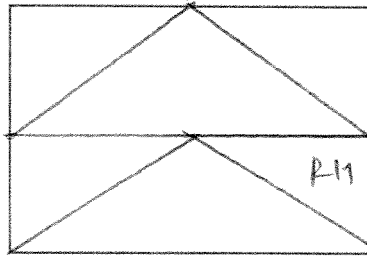


GLASS TYPE: **clear**

VIEWED FROM OUTSIDE

OUTER FRAME..... **STANDARD** / HEAVY
 CILL..... NO / **150** / 180 / STUB
 DRAINAGE..... **BASE** / FACE
 HARDWARE FINISH..... **WHITE** / GOLD
 LOCATION..... **FLAT-7**
 EXTERNAL FINISH..... **into existing**

WIDTH: **885**
 HEIGHT: **1680**
 MULL, POS.....
 TRANS, POS: **=**
 W BOARD SIZE

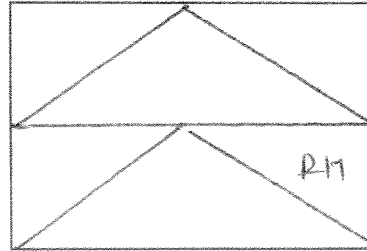


GLASS TYPE: **clear**

VIEWED FROM OUTSIDE

OUTER FRAME..... **STANDARD** / HEAVY
 CILL..... NO / **150** / 180 / STUB
 DRAINAGE..... **BASE** / FACE
 HARDWARE FINISH..... **WHITE** / GOLD
 LOCATION..... **FLAT-7**
 EXTERNAL FINISH..... **into existing**

WIDTH: **1040**
 HEIGHT: **1680**
 MULL, POS.....
 TRANS, POS: **=**
 W BOARD SIZE

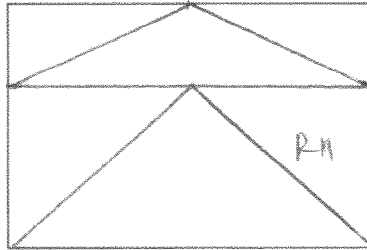


GLASS TYPE: **STIPRO**

VIEWED FROM OUTSIDE

OUTER FRAME..... **STANDARD** / HEAVY
 CILL..... NO / **150** / 180 / STUB
 DRAINAGE..... **BASE** / FACE
 HARDWARE FINISH..... **WHITE** / GOLD
 LOCATION..... **FLAT-7**
 EXTERNAL FINISH..... **into existing**

WIDTH: **615**
 HEIGHT: **1050**
 MULL, POS.....
 TRANS, POS: **380**
 W BOARD SIZE



THERMAL ALI & HARDWOOD:.....
 DIRECT FIX ALI:.....
 GEORGIAN:.....
 LEAD:.....
 BEVEL OR COLOURED FANLITES:.....

I CONFIRM RECEIPT OF TRUE COPY OF THE STYLES, DESIGNS AND OPENINGS AS AGREED ON SITE WITH THE SURVEYOR. ANY ALTERATIONS MAY BE SUBJECT TO AN ADDITIONAL CHARGE

< DENOTES POSITION OF HINGES >

PLEASE NOTE THAT ALL WINDOW DESIGNS ARE VIEWED FROM OUTSIDE

CUSTOMER'S SIGNATURE:.....

THIS SPECIFICATION MAY DIFFER DUE TO THE SURVEYOR'S ADVICE, FROM THAT SHOWN ON THE CONTRACT PRODUCTS WILL BE MANUFACTURED AS PER THE SURVEY ANY QUERIES MUST BE NOTIFIED TO THE COMPANY WITHIN 2 DAYS OF SURVEY. ALTERATIONS CANNOT AND WILL NOT BE ACCEPTED AFTER THIS TIME.

GALAXY WINDOWS

Specialists in Windows, Doors and Conservatories

SPECIAL GLASS DETAILS:

PAGE:

4 of 6

SURVEYORS NAME:

CONTRACT NO:

SURVEY DATE:

26/5/17

CUSTOMER REF:

MR BENJAMIN

DATE REQUIRED:

INSTALLATION ADDRESS:

97 FORDWYCH ROAD
NW2 3TL

GLAZING..... INTERNAL / EXTERNAL

FRAME FINISH..... WHITE / WGRAIN / WGRAIN ON WHITE / LIGHT OAK / ALI

SASH TYPE..... OGEE / BEVELLED

HARDWARE..... SHOOTBOLT / ESPAG

BEAD STYLE..... OGEE / BEVELLED

GASKET..... ALL BLACK / ALL WHITE

FITTING TRIMS AND
REMARKS ONLY

OUTER FRAME..... STANDARD / HEAVY

CILL..... NO / 150 / 180 / STUB

DRAINAGE..... BASE / FACE

HARDWARE FINISH..... WHITE / GOLD

LOCATION..... FLAT-8

EXTERNAL FINISH..... INTO EXISTING

GLASS TYPE: clear
Low level TGH

WIDTH: 855

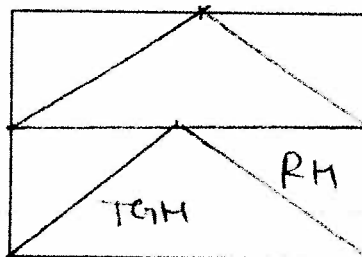
HEIGHT: 1470

MULL, POS:.....

TRANS, POS: =

W BOARD SIZE

VIEWED FROM OUTSIDE



OUTER FRAME..... STANDARD / HEAVY

CILL..... NO / 150 / 180 / STUB

DRAINAGE..... BASE / FACE

HARDWARE FINISH..... WHITE / GOLD

LOCATION..... FLAT-9

EXTERNAL FINISH..... INTO EXISTING

GLASS TYPE: clear
Low level TGH

WIDTH: 855

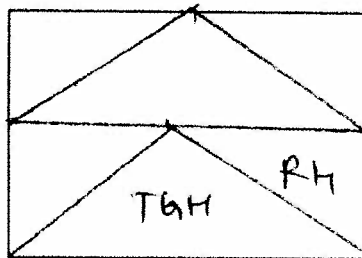
HEIGHT: 1470

MULL, POS:.....

TRANS, POS: =

W BOARD SIZE

VIEWED FROM OUTSIDE



OUTER FRAME..... STANDARD / HEAVY

CILL..... NO / 150 / 180 / STUB

DRAINAGE..... BASE / FACE

HARDWARE FINISH..... WHITE / GOLD

LOCATION..... FLAT-9

EXTERNAL FINISH..... INTO EXISTING

GLASS TYPE: clear
Low level TGH

WIDTH: 855

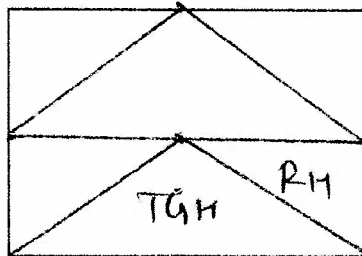
HEIGHT: 1470

MULL, POS:.....

TRANS, POS: =

W BOARD SIZE

VIEWED FROM OUTSIDE



OUTER FRAME..... STANDARD / HEAVY

CILL..... NO / 150 / 180 / STUB

DRAINAGE..... BASE / FACE

HARDWARE FINISH..... WHITE / GOLD

LOCATION.....

EXTERNAL FINISH.....

GLASS TYPE:

WIDTH:.....


HEIGHT:.....

MULL, POS:.....

TRANS, POS:.....

W BOARD SIZE

VIEWED FROM OUTSIDE



THERMAL ALI & HARDWOOD:.....

DIRECT FIX ALI.....

GEORGIAN:.....

LEAD:.....

BEVEL OR COLOURED FANLITES:.....

< DENOTES POSITION OF HINGES >

I CONFIRM RECEIPT OF TRUE COPY OF THE STYLES, DESIGNS AND OPENINGS AS AGREED ON SITE WITH THE SURVEYOR. ANY ALTERATIONS MAY BE SUBJECT TO AN ADDITIONAL CHARGE.

PLEASE NOTE THAT ALL WINDOW DESIGNS ARE VIEWED FROM OUTSIDE

CUSTOMER'S SIGNATURE.....

THIS SPECIFICATION MAY DIFFER DUE TO THE SURVEYOR'S ADVICE. FROM THAT SHOWN ON THE CONTRACT PRODUCTS WILL BE MANUFACTURED AS PER THE SURVEY ANY QUERIES MUST BE NOTIFIED TO THE COMPANY WITHIN 2 DAYS OF SURVEY. ALTERATIONS CANNOT AND WILL NOT BE ACCEPTED AFTER THIS TIME.