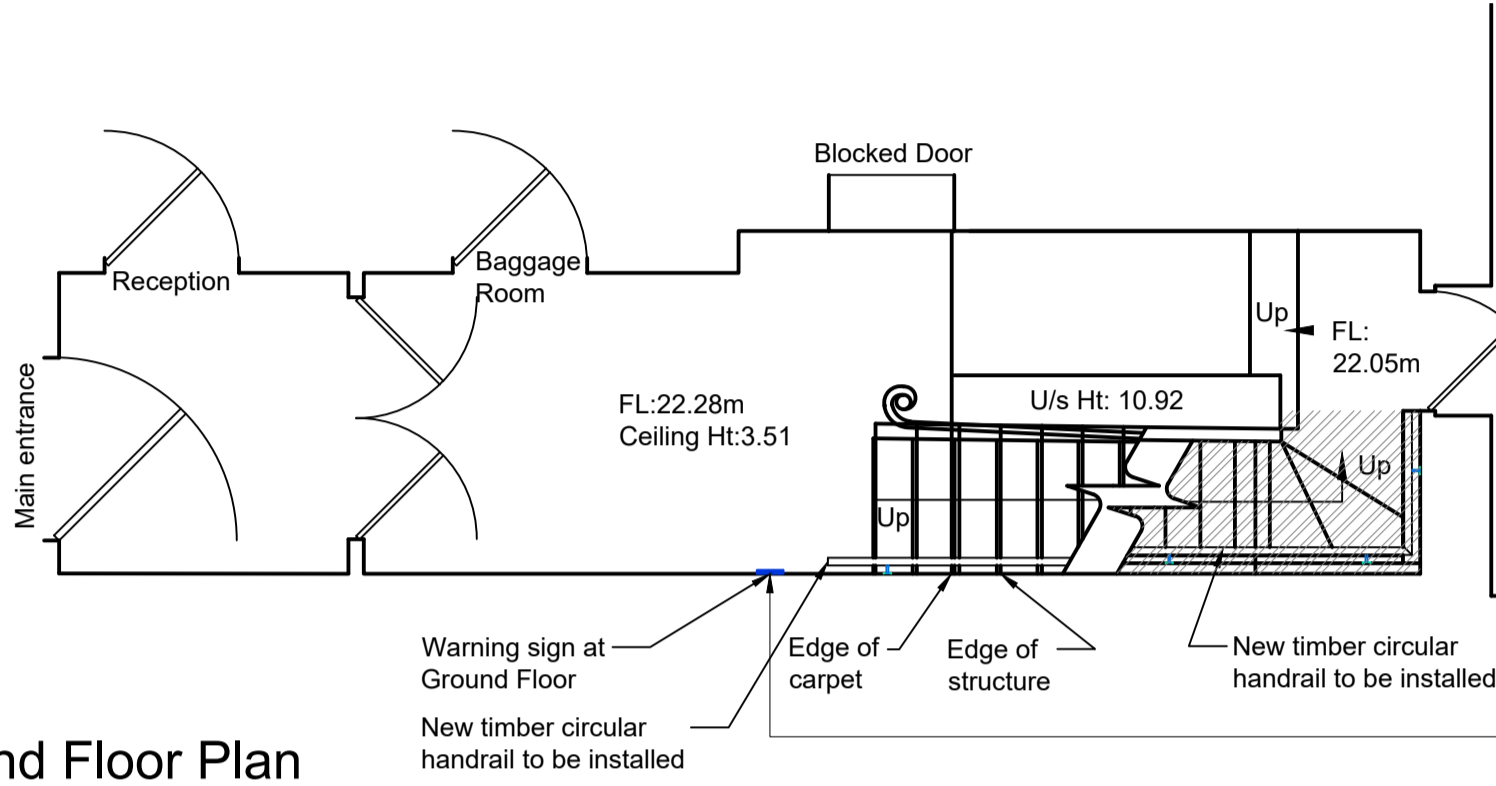
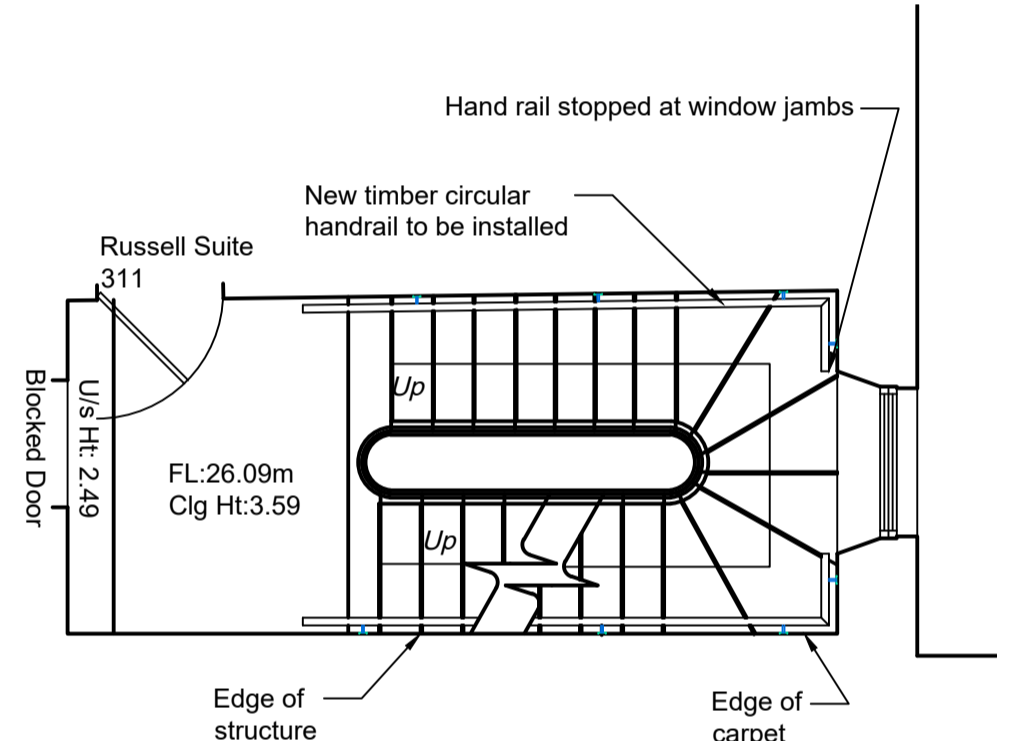


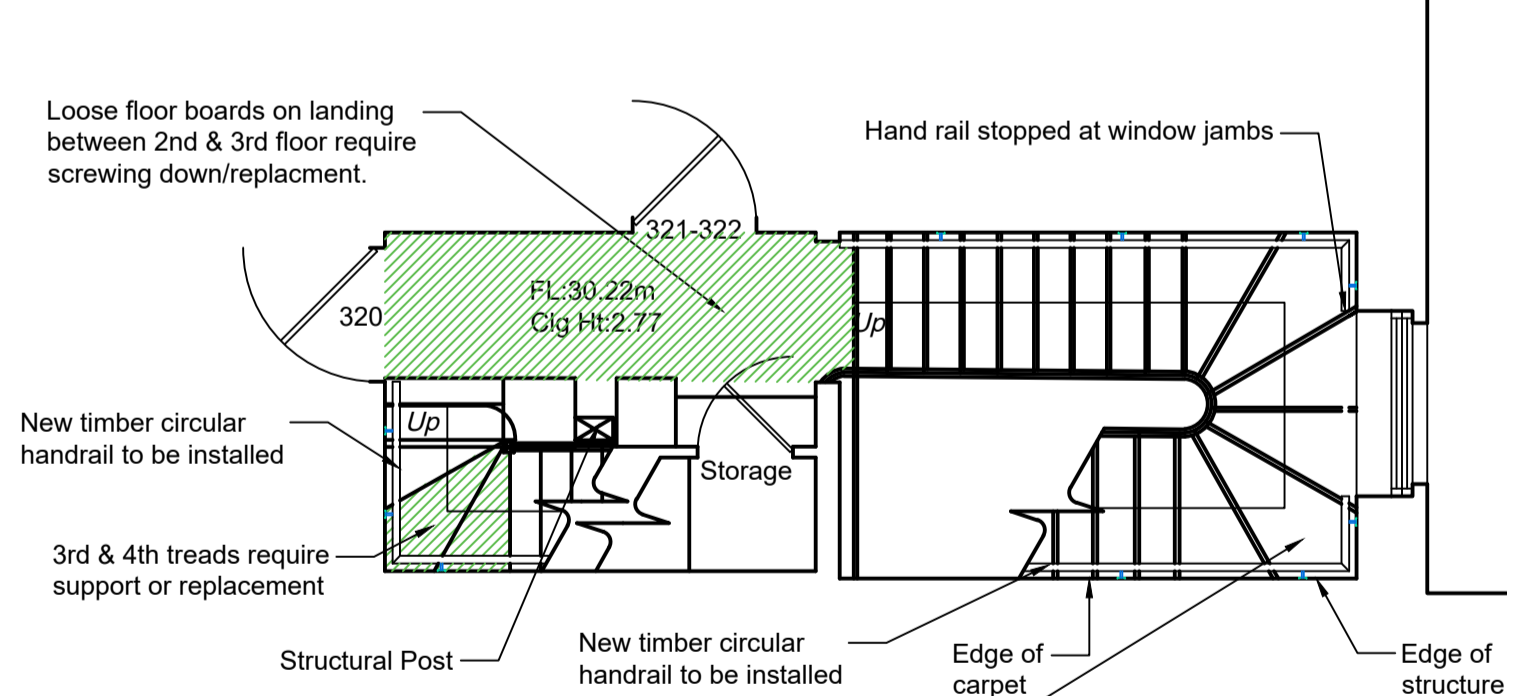
Basement Floor Plan
Scale 1:50 @ A1



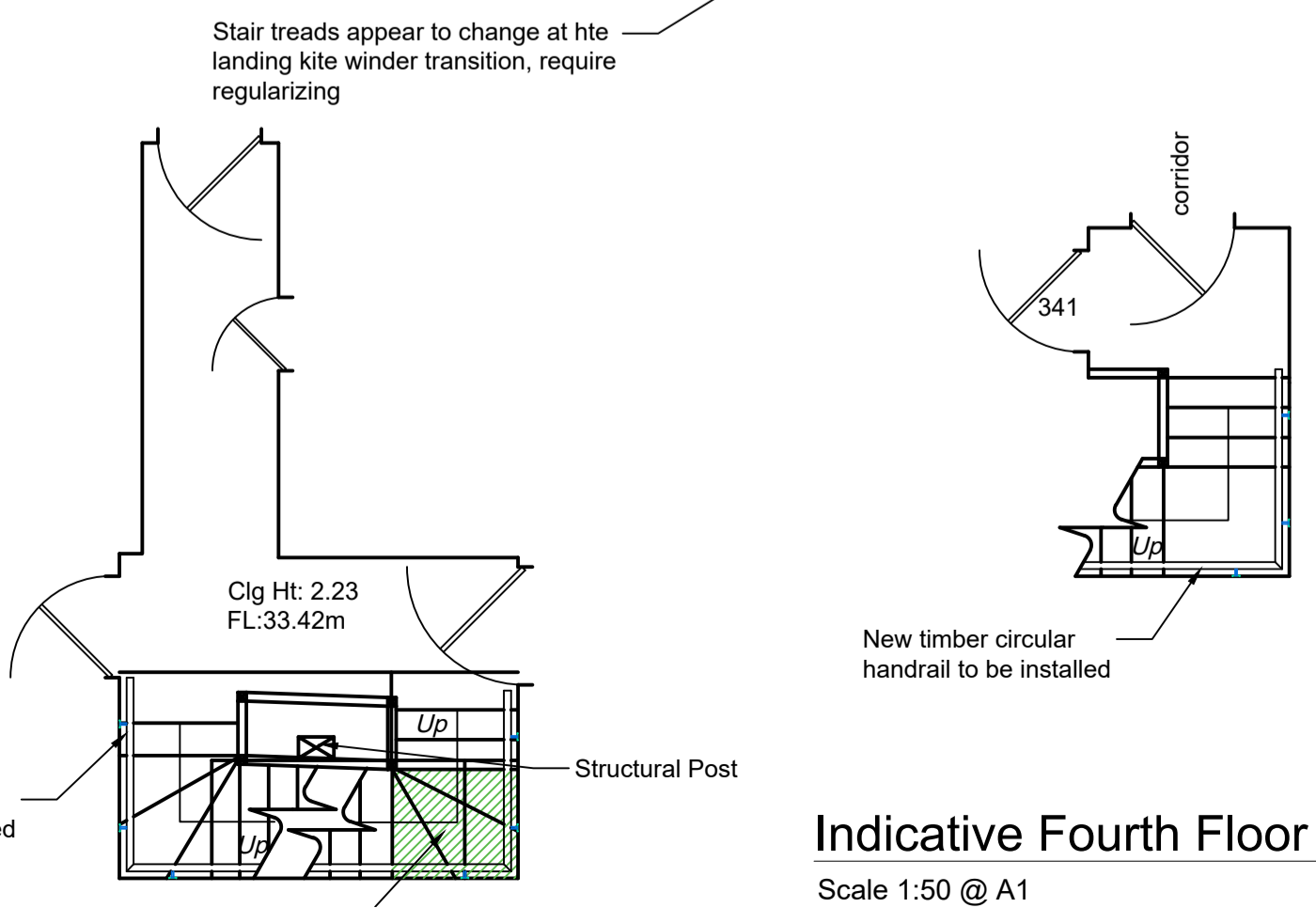
Ground Floor Plan
Scale 1:50 @ A1



First Floor Plan
Scale 1:50 @ A1



Second Floor Plan
Scale 1:50 @ A1



Indicative Fourth Floor Plan
Scale 1:50 @ A1

Third Floor Plan
Scale 1:50 @ A1

Balustrade is loose and has horizontal movement. Requires to be reinforced/strengthened. New Baluster to be installed to reduce spacing where unstable / extreme

Fourth Floor

Kite winder treads are loose, require strengthening at these points
Install warning sign to highlight protruding newel post at high level

Third Floor

3rd & 4th treads require support or replacement

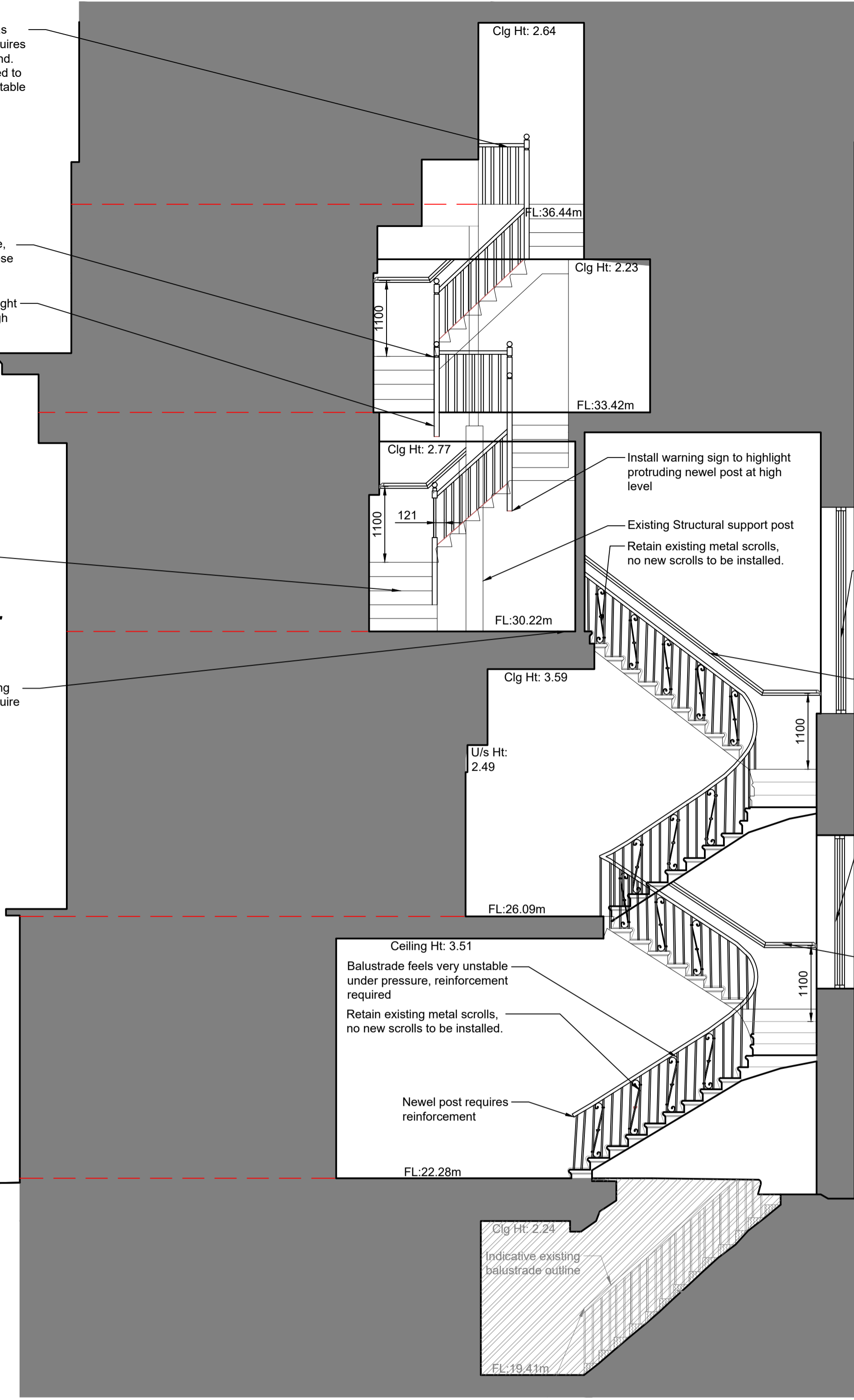
Second Floor

Loose floor boards on landing between 2nd & 3rd floor require screwing down/replacement.

First Floor

Ground Floor

Basement



Section
Scale 1:50 @ A1

- NOTES**
- THIS IS AN A1 DRAWING, IF REPRODUCED IN ANY OTHER FORMAT THE SCALE SHOWN WILL BE INCORRECT.
 - DO NOT SCALE OFF THIS DRAWING.
 - ANY AMBIGUITIES, OMISSIONS AND ERRORS, OR INCONSISTENCIES WITH OTHER DOCUMENTS, ON THIS DRAWING SHOULD BE NOTIFIED IMMEDIATELY TO THE ARCHITECT BEFORE THE COMMENCEMENT OF WORKS ON SITE.
 - ALL DIMENSIONS ARE IN MILLIMETRES UNLESS OTHERWISE STATED.
 - ALL DIMENSIONS, UNLESS OTHERWISE STATED, ARE TO THE FACE OF UNFINISHED MASONRY WALLS OR TO THE FINISHED PLASTER FACE OF STUD PARTITIONS.
 - ALL DIMENSIONS ARE TO BE CHECKED ON SITE. ANY DISCREPANCIES ARE TO BE NOTIFIED IMMEDIATELY TO THE ARCHITECT BEFORE THE COMMENCEMENT OF WORKS ON SITE.
 - ALL LEVELS ARE IN METRES UNLESS OTHERWISE STATED.
 - THIS DRAWING IS TO BE READ IN CONJUNCTION WITH ALL OTHER RELEVANT DRAWINGS AND SPECIFICATIONS FOR THIS PROJECT AND APPARENT INCONSISTENCIES BROUGHT TO THE ATTENTION OF THE ARCHITECT.

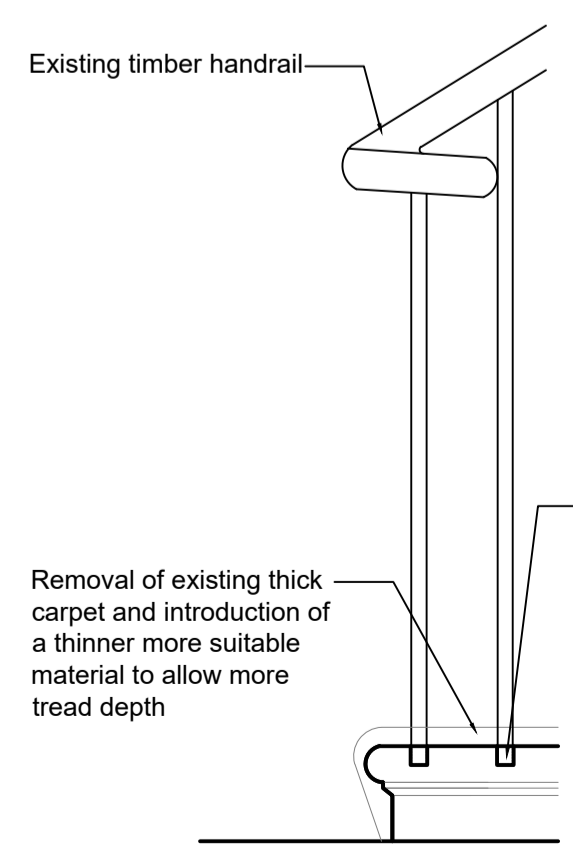
KEY

TRENDS TO BE REINFORCED/REPLACED

Note:
New feature handrail to be installed at wall location 1100mm at landings 900mm from pitch. Sample required to be submitted and signed off by the conservation officer prior to installation.
Existing Dado handrail to be carefully removed.



Warning Sign - At ground floor level. In silver frame with text, screw fixed to wall



Re-bedding Balusters - Front Elevation
Scale 1:10 @ A1



Site Plan
Scale 1:500 @ A1

P01 17.07.17 PLANNING ISSUE JG CP
Rev. Date Content By Ckd

cbp architects

44 The Ropewalk Nottingham NG1 5DW
t: 0115 9481144 f: 0115 9580976 w: cbp-arch.co.uk

Project
GOODENOUGH CLUB STAIRS

Drawing Title
HOUSE 23 - PROPOSED WORKS

Scale 1:10 / 1:50 Date 17.07.17
1/500

Drawn JG Checked CP

Drawing number 16010-A-0003 Revision P01