

All hard works to be undertaken in accordance with the following British Standard Specifications and Code of Practice:

- BS 1176-1, BS 1177 Play equipment;
- BS 7188 Play safety surface;
- BS EN 1430 Edging;
- BS 6717 Paving blocks

Notes

Drawings for planning purposes only and based on drawings AG377-AL-HD-1-001. No design responsibilities accepted.

Plan to be read in conjunction with the engineer and landscape drawings:

- All levels based on drawings:
- 1423-HB-X-00-M2-A-P-SURV topo
  - 114011-PBA-DR-C-1a-A-00-IP-001 Rev C1

No measurements to be scaled off drawing. Worked from figured dimensions only.

All dimensions shown on drawing are shown in millimetres unless otherwise stated.


All dimensions and levels to be checked on site. Landscape Architect to be notified immediately of any discrepancies prior to the commencement of works.




Andover Textured 'Silver Fleck'



Charcon Flat Top Edging



Breedon 'Golden Amber' gravel



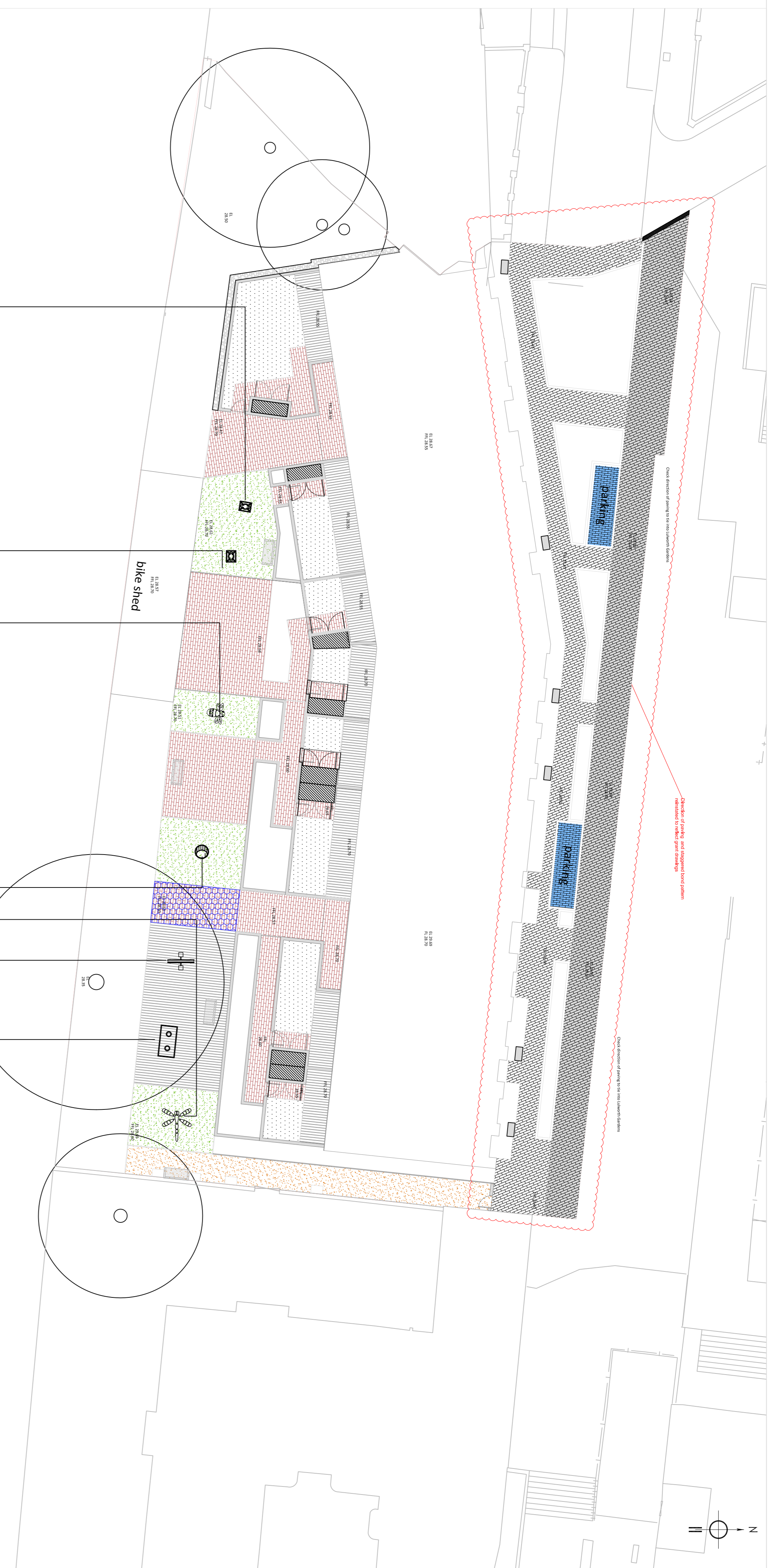
Playtop safety surfacing, Rainbow Green'



Timberplay 'Moon' bench



Ecodek - wood polymer composite product, Slate Grey'




Wicksteed Playscapes, 'Holly Hedgehog' sit in spring



Wicksteed Playscapes, 'Sam Snail' sit in spring mobile



Wicksteed Playscapes, 'Teacup Twister'



Wicksteed Playscapes, 'Messy Kitchen'



Wicksteed Playscapes, Timber 'Bee' sculpture



Wicksteed Playscapes, Timber 'Dragonfly' sculpture



Wicksteed Playscapes, Rainwheel'

LEGEND (HARD WORKS)

- Charcon Andover Textured range, colour 'Silver Fleck' 100mmW x 300mmL x 80mmD, 90° herringbone pattern, sub-base to Engineer's recommendation for vehicular traffic
- Charcon ECO CSK edging 125mmW x 255mmD x 914mm L
- Charcon Andover Textured range, colour 'Silver Fleck' 100mmW x 300mmL x 80mmD, staggered bond, sub-base to Engineer's recommendation for pedestrian traffic
- Charcon Flat Top ECO CSK edging 59mmW x 519mmD x 914mm L
- Charcon Andover Textured range, colour 'Silver Fleck' 100mmW x 300mmL x 80mmD, staggered bond, sub-base to Engineer's recommendation for vehicular traffic (parking bays)
- Charcon ECO CSK edging 125mmW x 255mmD x 914mm L
- Charcon Andover Textured range, colour 'Silver Fleck', 100mmW x 200mmL x 80mmD, stretcher bond, sub-base to Engineer's recommendation for pedestrian traffic
- Charcon Flat Top ECO CSK edging 59mmW x 519mmD x 914mm L
- Cellular Confinement System - Terram
- Ecodek - solid recycled and durable wood polymer composite product 'Slate Grey' 25mm thickness x 136mm wide x 1500-6000mm, 5mm gaps - communal courtyard within RPA of retained tree
- Charcon Flat Top edging 50mmW x 150mmD x 914mmL
- Decking to private areas to Architect's specification
- Breedon 'Golden Amber' gravel - Proprietary self binding gravel sub-base to Engineer's recommendation
- Timber edge 150mm D x 32mm W x up to 1500mm L
- Playtop safety surfacing, porous rubber crumb, 'Rainbow Green' sub-base to Engineer's recommendation
- Charcon Flat Top edging 50mmW x 150mmD x 914mmL
- Granite kerb, 150mm x 300 x 80mm
- Timber gates, 1800mm height and 1100mm width
- Timberplay Moon timber bench, 1800mm length x 740mm width
- Urba-Style B-Flex bench, concrete, 1000mm length x 500mm width
- Bikestore, various sizes, brick, concrete and metal railing (as per Archtype drawing 00-852)
- Timber Gate, 1200mm h x 1000w
- Garden walls to Architect's specification
- Clean wash gravel 10mm
- Timber edge 150mm D x 32mm W x up to 1500mm L