

08 Soft Landscape Strategy: Amendment Response

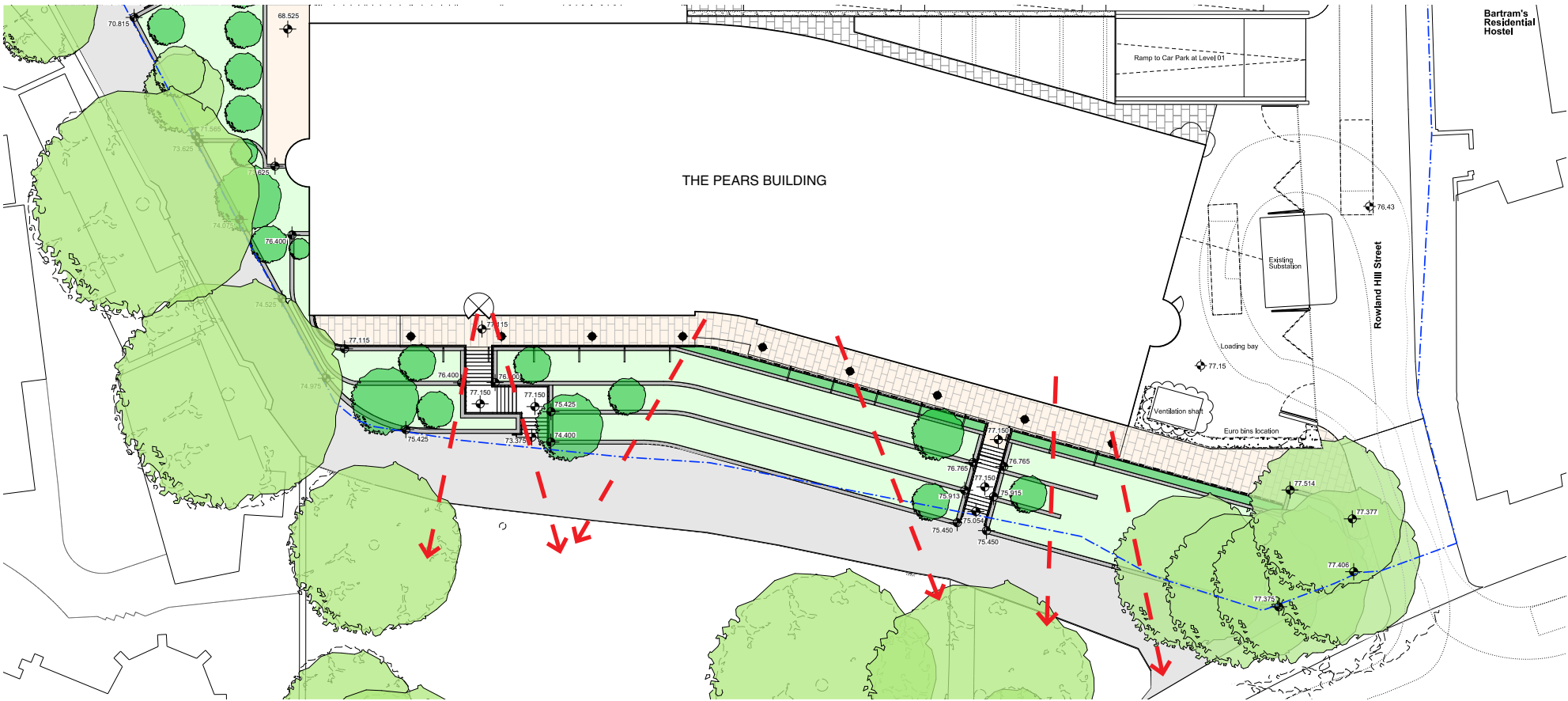


Fig 19
Proposed Amendment - Soft Landscape Strategy
Refer to note 8.1

8.1

The consented scheme strategy for existing and proposed trees remains unchanged. Refer to Section 10 for the outline of the effect of the proposed landscape amendment on the existing trees.

As seen on the diagram above, the proposed amendment does not change the consented scheme concept to provide views out towards Rosslyn Hill, Hampstead Green and the new planting from the interior

8.2

The UCL Garden and the Heath Strange Garden spaces to the east of the building are not part of this amendment.

8.3

The detailed proposals for planting species to be submitted at a later date. The consent scheme concept to be followed, unless dimensional restrictions of available green space require changes to proposed species.

Hopkins Architects A_RFM9_9253_C - Planning, Design and Access Statement Pears Building

5.8 Landscaping
Soft Landscape Strategy

The landscape concept of 'rolling' the landscape from Hampstead Green up and over the building presents the opportunity to establish a number of different planting characters on the site. Towards the north, a number of existing mature trees will be retained and these frame the existing footway and the North Courtyard space. A new understorey palette will be planted of shade tolerant, robust ground covers supplemented by herbaceous perennials for seasonal displays of colour.

The western elevation, conceived as the 'front' of the development relates strongly to Hampstead Green with the meadow character continuing up into the terraces. The planting mix will be supplemented with evergreen species to ensure the terraces retain a full, verdant appearance throughout the year.


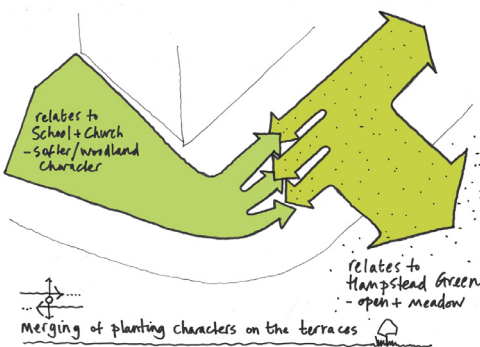
The north west corner of the terrace creates a transition point between these two characters, as described by the diagram below.

The western side of the development creates private and public garden spaces and the planting will reflect the more calmer, passive character, leaning towards more herbaceous perennials with scent and texture with some evergreen filler shrubs for structure.



Fig 18
Extract of Section 5.8 of the originally submitted Design and Access Statement - Soft Landscape Strategy

Refer to note 8.3



5.8 Landscaping
Soft Landscape Strategy: Planting

9.1

Planting Characters

- Woodland Understorey character
- Ornamental Planting reflecting native meadow character
- Ornamental Planting of evergreen shrubs and perennials reflecting a gardenesque character
- Clipped evergreen hedge (Taxus baccata - Yew)
- Grass Lawn
- Biodiverse / Brown Roof
- Sedum Green Roof
- Climbers, shade tolerant combination of evergreen and deciduous species



Fig 20: Extract of Section 5.8 of the originally submitted Design and Access Statement - Soft Landscape Strategy: Planting