

SCHEDULE OF SAMPLES

King's Cross Central – Coal Drops Yard, Application Ref: 2015/6018/P
Approval of Reserved Matters – Condition 2b

The following samples though not called for in condition 2b “*Typical details of all balustrades and railings at a scale of 1:10*” can be viewed at BAM site office 2nd Floor, Canal Reach, York way, Kings Cross London N1C 4BE

Refer to drawing KXC-M0-001-BD4389-A-90-1GF for locations (see separate drawing schedule) and attached sample sheets

1. **Puck Light to Handrails**
Description; Wila Type XJ External Luminaire
Refer to attached data sheet

2. **BAL Type 01**
Refer to Sample Sheet 67

3. **BAL Type 02**
Refer to Sample Sheet 68

4. **BAL Type 03**
Refer to Sample Sheet 83


5. **BAL Type 05**
Refer to Sample Sheet 76; Partial WCDV stair mock up

6. **BAL Type 09**
Description; Partial WCDV stair mock up
Refer to Sample Sheet 69
Note: Base should be as drawings not as sample.

External Luminaire Schedule

Luminaire reference

XJ



Location Handrail Lighting

Luminaire specification

Description

Manufacturer	WILA
Type	Puck
Finish	Stainless steel
IP rating	66

Light Source

Type	LED
Wattage	1W
Colour temp /CRI	3000K
Lamp lumens	127lm

Control Gear / Transformer

Type	DALI
Dimmable	Yes
Location (Remote / Integral)	Remote

Accessories

Louvre/Lens	Polycarbonate Lens
Efficiency (LOR)	N/A
Efficacy	127 lm/W
Other	Remote LED Driver - HF

Additional Information

1. For the purposes of this document efficacy is defined as “Luminaire Lumens per Circuit Watt” and is a function of the useful light output (LLm) / total consumed power (CctW)
2. Equipment supplied to be as specified or equal approved.
3. All emergency control gear to be EmPro or equivalent to allow communication and monitoring from central lighting control system.

	Comments	Approved	Date	Signed by
BAMD				
CMT				
CLIENT				

Integrated handrail Lighting

LUMINAIRE REF.

XJ

LUMINAIRE

Manufacturer: WILA
Product: Puck
Catalogue Number: MP1201002-70-30
Note:

Description:

Exterior quality IP66 rated handrail recessed adjustable spotlight to provide general illumination. Utilising 1W warm white LED 3000K CCT with 127lm initial output and CRI 80+. One-side symmetric beam angle 80° with the handrail and 60° crosswise. Dimmable 0-100% DALI Control Protocol. Housing constructed of stainless steel, lens made of polycarbonate. Requires remote DALI dimmable driver. Remote distance between driver and luminaire, cable diameter and housing locations to be confirmed by electrical consultant/contractor prior to order.

Accessories:

- Remote DALI dimmable driver

Luminaire Colour:

TBC by architect prior to order

Drivers:

Remote 0 - 100% DALI dimmable driver. All control gear/drivers to be compatible with architectural lighting control system. Remote distance between driver and luminaire, cable diameter and housing locations to be confirmed by electrical consultant/contractor prior to order.

Drivers to be mounted in accessible, clean, dry, well ventilated/conditioned environment within manufacturers specified maximum distances. 1no.driver can typically operate up to 20 Pucks. Exact qty, specifications and schematics to be confirmed by electrical engineer/contractor. Exact mechanical and fire rating of cable between luminaire and driver to be confirmed by electrical engineer/contractor. Driver locations and schematics to be coordinated by architect in conjunction with electrical engineer/contractor.

Specific Project Requirements:

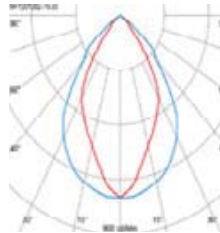
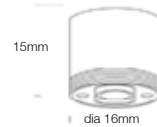
- Lighting detail to be fully coordinated with handrail design. Lighting integration detail to be further developed by Contractor's design team during Stage 4 and confirmed by 1:1 scale mock-up to Client and Design Team approval prior to order.

Refer To Drawings:

Lighting arrangement: KXC-M0-001-S+M10793-J-63-GF001
Lighting detail: KXC-M0-001-S+M10793-J-63-5013

PHYSICAL CHARACTERISTICS

Image: Indicative Only



Physical Characteristics:

Diameter: ø 16mm
Installation Depth: 15mm
Weight: 0.2kg

SOURCE

Manufacturer: WILA
Type: LED
Colour Temperature: 3000K
Colour Rendering: Ra 80+
Watts: 1W
Lumens: 127lm
Efficacy: 127lm/w
Base: n/a
Rated Life: 50,000 hrs

Generic Notes:

- For all set out dimensions please refer architectural drawing package.
- All cable, conduit and containment to electrical consultants/contractors detail and specification.
- All fixings, mountings and bracketry to architects detail and specification.
- For installation details please refer manufacturers own information
- All luminaires to be linked to specialist architectural lighting control system. For all control channel and protocol information please refer S+M Preliminary Logical Control Channel Schedule.
- External luminaires to be installed in dry conditions only. Contractor to ensure min 300mm aggregate drainage (to land drain) to all inground luminaires. Inground luminaires must never sit in standing water at any time.
- All details to be coordinated by architect in conjunction with specialist consultants/contractors and subject to client witnessed and approved, off site prototypes and comprehensive (prolonged) on site lighting mock ups and full scale lighting trials.

Manufacturers Information

Manufacturer:
WILA
www.wila.com

Local Supplier:
WILA Lighting Limited
8-10 The Quadrangle
Grove Technology Park
Downsview Road
Wantage, Oxfordshire
OX12 9FA

Tel: +44 1235 773500

Project Contact:
Name: Othman Kaghat
Tel: 0 7827 938 684
Email: othman.kaghat@wila.co.uk

Project:	CDY	Project No:	HLN.0262
Submitted by:	BAM	Date:	13/07/17
Submitted to:	Camden Planning	Ref No:	067-P

 Type: Sample: Benchmark: Mock-up:

Description: Balustrade Type BAL 01
 Locations: Refer to BAM Design Drawing KXC-M0-001 BD4389-A-34-1GF
 Refer also to Structural Stairways drawing KXC-CDY-M0-001-Y-SSL-34-500



Location for Inspection: BAM site office Canal Reach	Storage Location after Inspection: <i>(must be suitable)</i> KX Sample Store
---	---

 To be Built into the Works? no If YES Location:

 Applicable Certification(s) *(e.g. BS, BBA cert etc)*

 Purpose:
 Planning

Project:	CDY	Project No:	HLN.0262
Submitted by:	BAM	Date:	17/03/17
Submitted to:	Camden Planning	Ref No:	068-P

Type: Sample: Benchmark: Mock-up:

Description: Balustrade Type BAL 02
 Locations: Refer to BAM Design Drawing KXC-M0-001 BD4389-A-34-1GF
 Refer also to Structural Stairways drawing KXC-CDY-M0-001-Y-SSL-34-501



Location for Inspection: BAM site office Canal Reach	Storage Location after Inspection: <i>(must be suitable)</i> KX Sample Store
---	---

To be Built into the Works? no If YES Location:

Applicable Certification(s) *(e.g. BS, BBA cert etc)*

Purpose:
Planning

Project:	CDY	Project No:	HLN.0262
Submitted by:	BAM	Date:	13/07/17
Submitted to:	Camden Planning	Ref No:	083-P

 Type: Sample: Benchmark: Mock-up:

Description: Balustrade Type BAL 03
 Locations: Refer to BAM Design Drawing KXC-M0-001 BD4389-A-34-1GF
 Refer also to Structural Stairways drawing KXC-CDY-M0-001-Y-SSL-34-503



Please note handrail is temporary as bead blasted will be required

Location for Inspection:
 Yard at BAM site office Canal Reach

Storage Location after Inspection: *(must be suitable)*
 Yard at BAM site office Canal Reach

To be Built into the Works? no If YES Location:

Applicable Certification(s) *(e.g. BS, BBA cert etc)*

Purpose:
 Planning

Project:	CDY	Project No:	HLN.0262
Submitted by:	BAM	Date:	13/07/17
Submitted to:	Camden Planning	Ref No:	076-P

 Type: Sample: Benchmark: Mock-up:

Description: Partial WCDV Stair Mock Up
 Locations: KXC-M0-001 BD4389-A-34-1GF
 Refer also to Structural Stairways drawing KXC-CDY-M0-001-Y-SSL-34-504 to 507 and 516

:



Location for Inspection: BAM site office Canal Reach	Storage Location after Inspection: <i>(must be suitable)</i> BAM site office Canal Reach
---	---

 To be Built into the Works? no If YES Location:

 Applicable Certification(s) *(e.g. BS, BBA cert etc)*

 Purpose:
 Planning

Project:	CDY	Project No:	HLN.0262
Submitted by:	BAM	Date:	13/07/17
Submitted to:	Camden Planning	Ref No:	069-P

 Type: Sample: Benchmark: Mock-up:

 Description: Balustrade Type BAL 09
 Locations: Refer to BAM Design Drawing KXC-M0-001 BD4389-A-34-1GF

 Location for Inspection:
 BAM site office Canal Reach

 Storage Location after Inspection: *(must be suitable)*
 KX Sample Store

 To be Built into the Works? no If YES Location:

 Applicable Certification(s) *(e.g. BS, BBA cert etc)*

 Purpose:
 Planning