


# TUBE & LINK (ALUMINIUM HOUSING)

## MAXIMUM VISION SECURITY GRILLE :: TECHNICAL DATASHEET 15



Medium security commercial sites where see-through vision is a priority. The Tube & Link security grille comprises steel rod-filled tubes and vertical links which provide large openings for maximum vision, light ingress and ventilation. It is commonly installed behind glass, but can also be a standalone security barrier. This datasheet details the aluminium box and guide system - for the steel system see Datasheet 16.



### APPLICATIONS

Medium security commercial sites where see-through vision is a priority. The Tube & Link offers high visibility and can be used internally behind glass for shop displays, or as a standalone security barrier. Suitable for internal or external face or reveal fit.

### GRILLE

Brick formation as standard, utilising 13mm diameter tubes enclosing 8mm steel rods. Vertical lattice links create 56mm high openings (lower/higher available on request), enabling 75% transparency.

Finish: Anodised aluminium, mill finish or powder coated.

Weight per m<sup>2</sup>: 9kg  
Maximum Width: 6000mm  
Maximum Area: 20m<sup>2</sup>

### ENCLOSURE

Roll-formed aluminium with aluminium alloy end plates.

Finish: White or Brown as standard, or powder coated to match powder coated grille (surcharge applies).

Steel housing also available (see Datasheet 16).

| Guide Height (mm) | Plate Size (mm) |
|-------------------|-----------------|
| 1850              | 250             |
| 2700              | 300             |
| 4150              | 360             |

Plate sizes shown as a guide only and may vary.

### BOTTOM RAIL

Steel 'L' or 'T' shaped bottom rail.

### GUIDE CHANNELS

Extruded aluminium guide channels with brush inserts. Width of 75mm.

Finish: White or Brown as standard, or powder coated to match powder coated grille.

### OPERATION

**Electric, Tubular Motor:** Tubular motor with internal rocker or external key switch as standard & safety brake as appropriate to comply with legislation. Manual override facility & crank handle as required (surcharge applies).

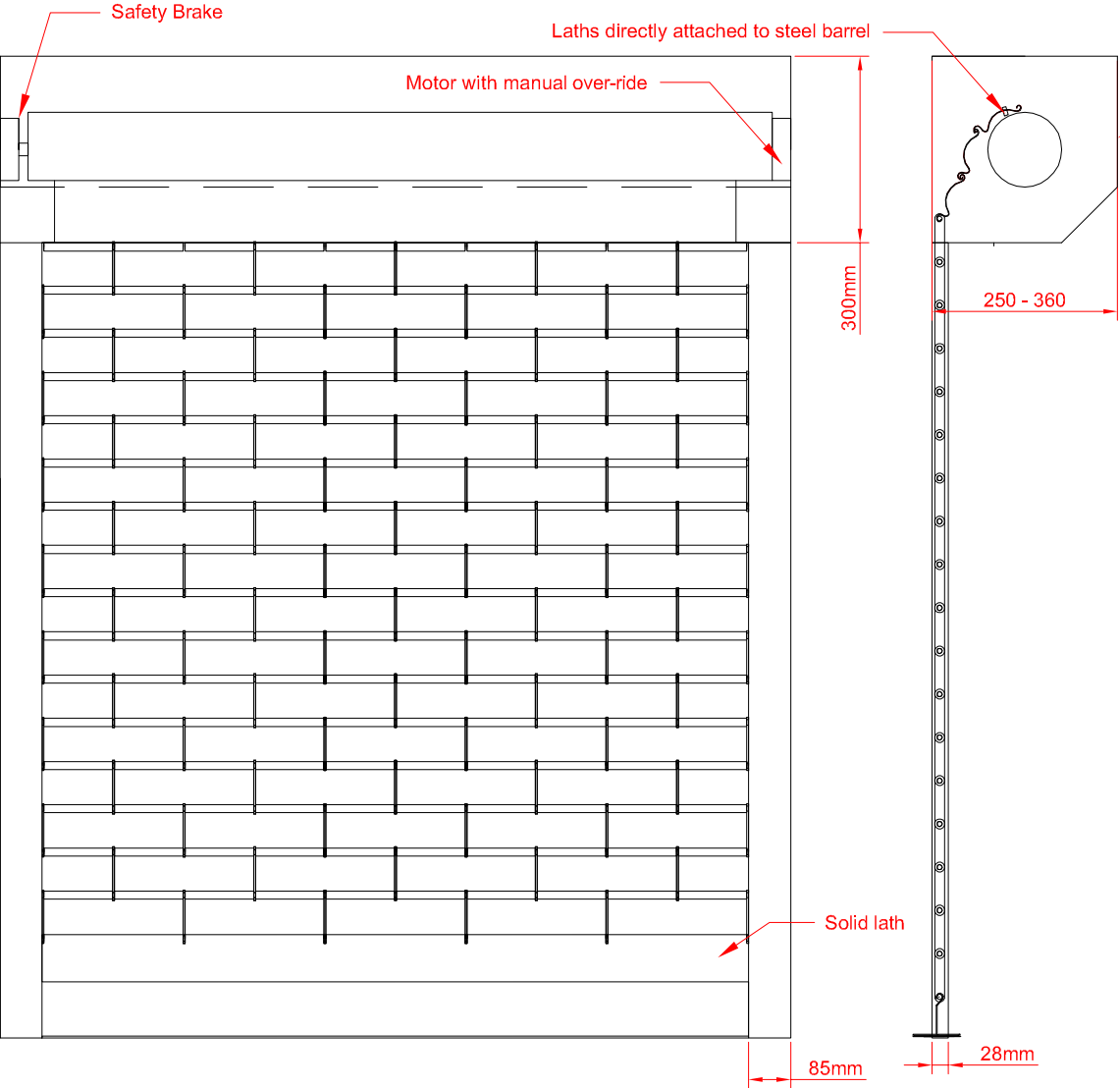
CE Compliant to all applicable directives and regulations.

# TUBE & LINK (ALUMINIUM HOUSING)

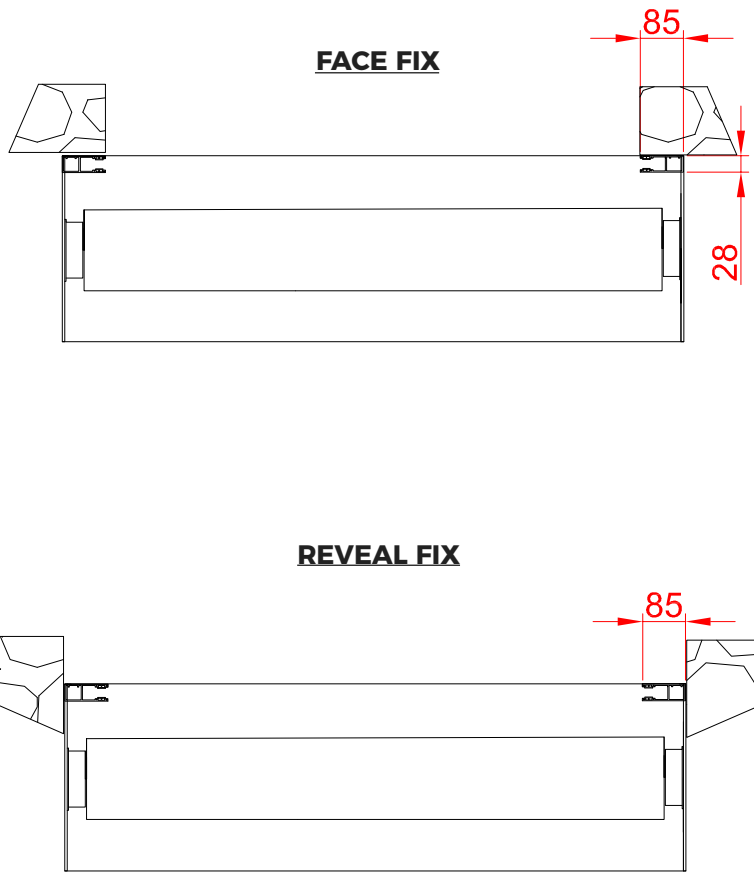
MAXIMUM VISION SECURITY GRILLE :: TECHNICAL DATASHEET 15



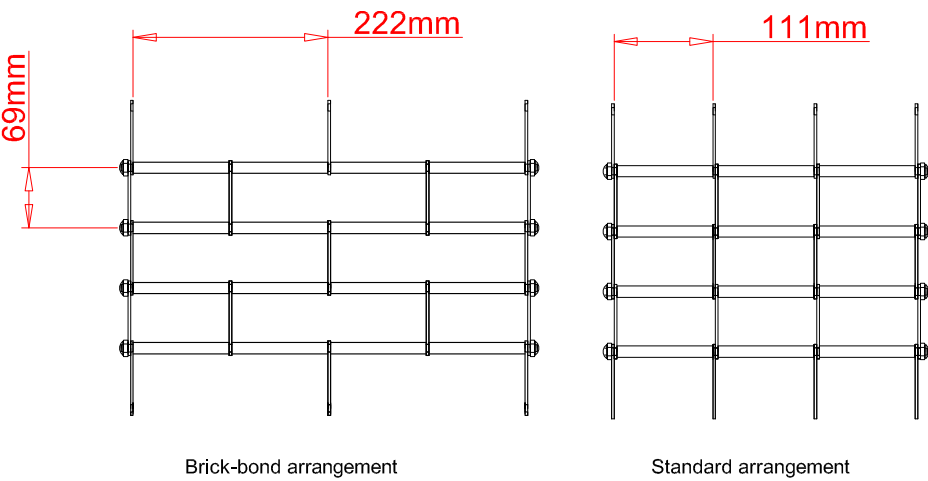
## FRONT FACE



## FIXING DETAIL



## SLAT PROFILE



## GUIDE CHANNELS

