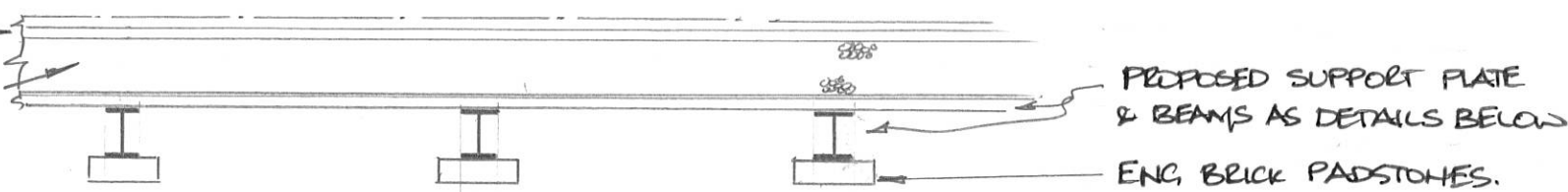


FINISHES TO ARCHITECTS
DETAIL ON EX. SCREED
EX. CLINKER UNREINFORCED
SLAB.

SECTION B-B.



127x76UBs @ 1200 cbs* (13kg/m)
(68mm Ø HOLES @
150 MIN SPACING, AS
REQUIRED FOR SERVICES).

38mm THICK GRP GRATING, (OR 10mm
th STEEL PLATE) TO FULLY SUPPORT
UNDERSIDE OF EX FLOOR. A REPAIR
MORTAR IS TO BE APPLIED TO THE SLAB
SOFFIT TO PROVIDE A SMOOTH & LEVEL
SURFACE FOR THE SUPPORTING GRATING.

ENGINEERING BRICK
PADSTONE (CLASS A)

FORM HOLE THROUGH EXISTING WALL TO
ALLOW INSTALLATION OF BEAMS
(RADIUS LINE INDICATES EXTENT OF
BRICKWORK THAT WOULD HAVE TO BE
REMOVED IF INSTALLED FROM CORRIDOR)
ALL TO BE MADE GOOD
EX WALL AFTER BEAM INSTALLED

PART CORRIDOR PLAN 1:20 @ A3

PROPOSED FLOOR BUILD UP TO
ARCHITECTS DETAILS

EXISTING SCREED RETAINED.

EXISTING UNREINFORCED
CLINKER CONCRETE SLAB.
(COMPOSED OF SEPARATE
BLOCKS)

REPAIR MORTAR TO U/S OF
EXISTING SLAB TO PROVIDE
SMOOTH LEVEL SURFACE OF
SUPPORTING PLATE

10mm STEEL PLATE OR 38mm
GRP GRATING WITH SOLID TOP

127x76UBs @ 1200 cbs*
(13kg/m)

MAX 68mm Ø HOLES @
MIN 150mm SPACING, TO
BE AGREED TO SUIT SERVICES.

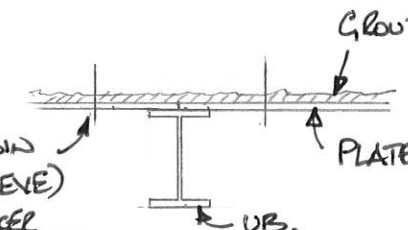
ENGINEERING
BRICK PADSTONE
(CLASS A)

EXISTING WALL

SECTION A-A

NOTE:- IN SOME LOCATIONS PROPOSED
STEEL TO EXISTING STEEL CONNECTIONS
WILL BE REQUIRED (WHERE CORRIDOR
WALL IS SUPPORTED ON STEELS WITHIN
THE FLOOR DEPTH & WHERE A BEAM
SPANS OPEN SPACE, eg LIVING ROOM
TO UNIT MW-09).


PLATE TO BE FIXED TO
STEEL BEAM OR M6 RESIN
ANCHOR (WITH MESH SLEEVE)
FIXED TO SOFFIT OF CLINKER
CONCRETE TO HOLD PLATE
IN POSITION



SECTION B-B.

A SECTION B-B ADDED
NOTES AMENDED.

REV	DATE	DESCRIPTION	BY	CHK'D
-----	------	-------------	----	-------



TITLE:
Clinker concrete corridor
floor strengthening. Typical
details - MAYNARD WING.

PROJECT:
Project No. 11581
Kidderpore Avenue

SCALE: As shown DATE: May 2017 DRAWN: drs CHK'D:
DRG NO. 9100-SK-MW037 REV. A.

Tully De'Ath consultants
Engineering at its Best
E: 01342 838 000
E: info@tullydeath.com
W: www.tullydeath.com