






NOTE:

NOT FOR CONSTRUCTION.

All dimensions to be checked and verified on site prior to commencement of any works. Any discrepancies to be brought to the immediate attention of the architect.

KEY

 Site Boundary



Notes	Revision
<small>This drawing is to be read in conjunction with all related drawings. Do not scale from this drawing. All dimensions shall be checked and verified on site before commencing any work or producing discharge. The engineer should be notified immediately of any discrepancy. This drawing is copyright and remains property of STUDIO GIL LTD and may not be reproduced without permission.</small>	

Studio Gil LTD Floor 5 Hannibal House Elephant & Castle Shopping Centre London SE1 6TE T: +44(0)207 6177 932 E: mail@studio-gil.com
--

Project: THE COACH HOUSE, 50A BELSIZE SQUARE, LONDON NW3 4HN Drawing Title: Existing Site Plan Drawing Number: 1507_EX_001 Scale: 1:200 @A3 Status: <input checked="" type="checkbox"/> for information <input type="checkbox"/> for tender <input type="checkbox"/> for construction

Date: May 2017	Revision: -
----------------	-------------