



NOTE:

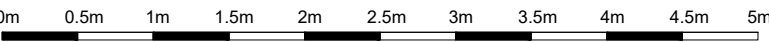
NOT FOR CONSTRUCTION.

All dimensions to be checked and verified on site prior to commencement of any works. Any discrepancies to be brought to the immediate attention of the architect.



KEY

 Site Boundary



Notes	Revision	Studio Gil LTD		
		Floor 5 Hannibal House Elephant & Castle Shopping Centre London SE1 6TE		
		T: +44(0)207 6177 932 E: mail@studio-gil.com		
		<small>This drawing is to be read in conjunction with all related drawings. Do not scale from this drawing. All dimensions must be checked and verified on site before commencing any work or producing shop drawings. The originator should be notified immediately of any discrepancy. This drawing is copyright and remains property of Studio Gil LTD and may not be reproduced without permission.</small>		
		Project: THE COACH HOUSE, 50A BELSIZE SQUARE, LONDON NW3 4HN		
		Drawing Title: Proposed Roof Plan		
		Drawing Number: 1507_PL_007		
		Scale: 1:50 @A3	Date: May 2017	Revision: -
		Status: <input checked="" type="checkbox"/> for information	<input type="checkbox"/> for tender	<input type="checkbox"/> for construction