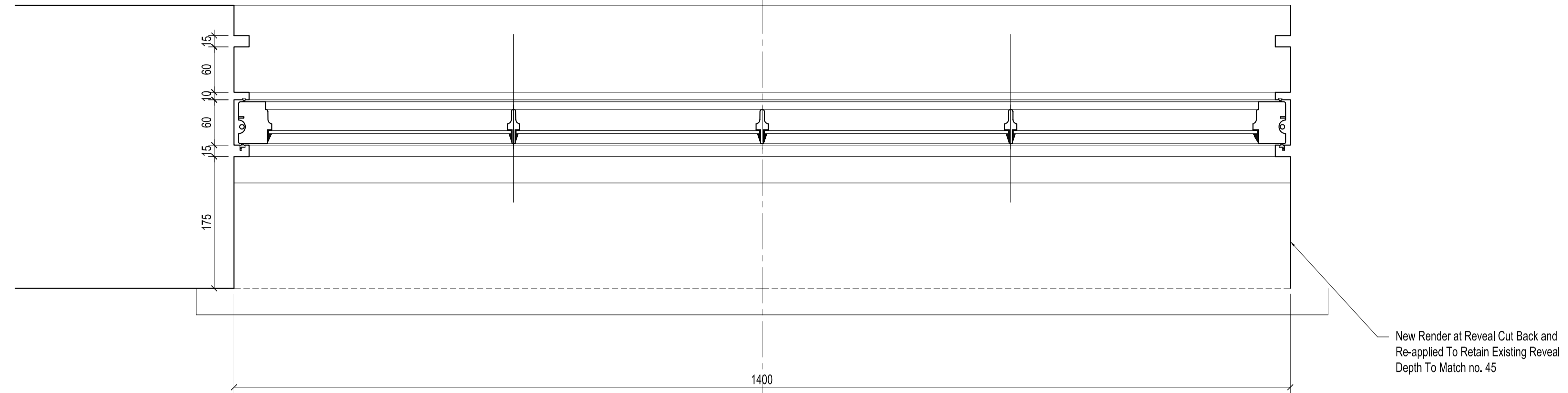


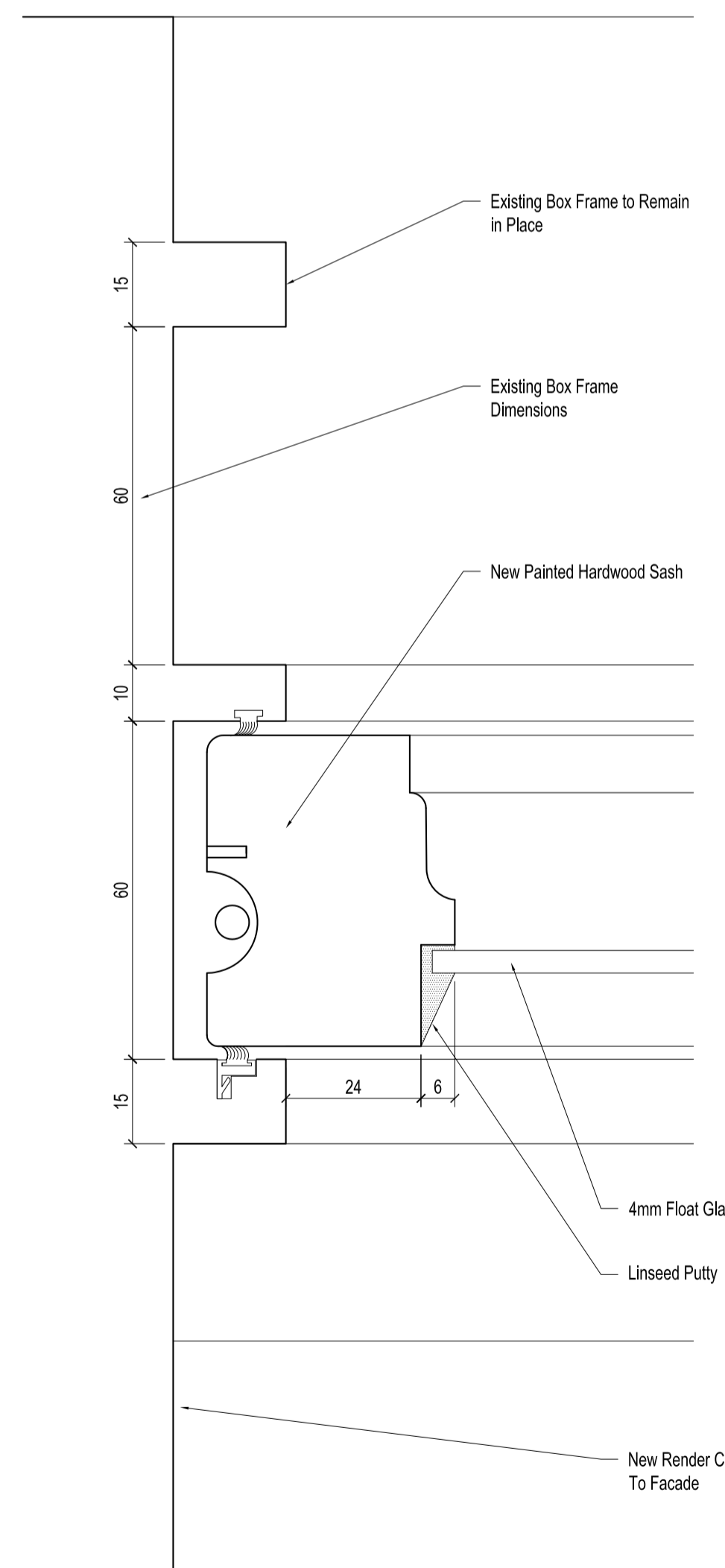
01. TYP ELEVATION & PANE DIVISION. SCALE 1:5

NOTE:
ALL 3 WINDOWS TO HAVE NEW SASHES IN SAME '3' OVER '3' CONFIGURATION.
VERTICAL DIMENSION VARIES FOR EACH WINDOW.

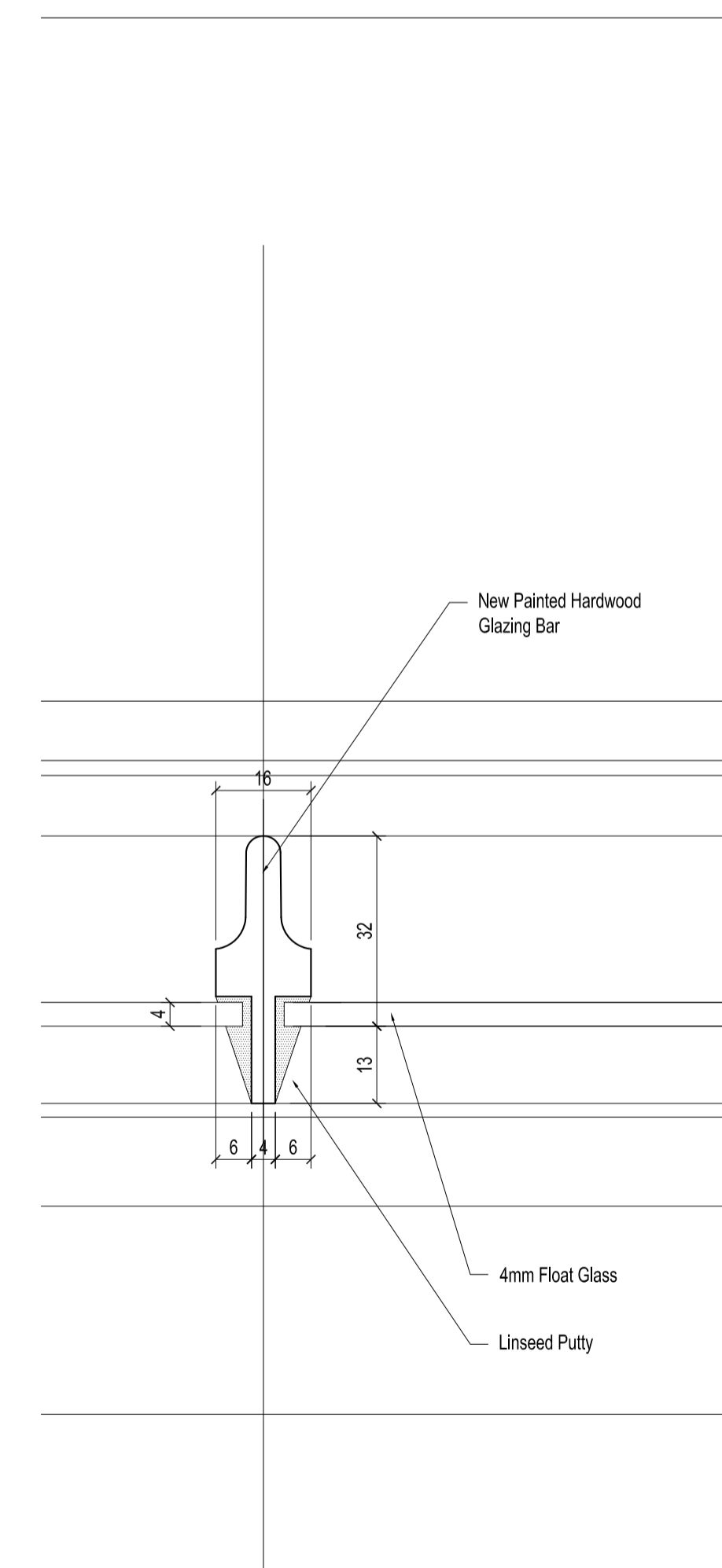
TO BE IN PAINTED HARDWOOD WITH TRADITIONAL LINSEED PUTTY GLAZING SEAL.



02. TYP PLAN DETAIL. SCALE 1:5



03. TYP DETAIL OF NEW SASH. SCALE 1:1



04. TYP DETAIL OF NEW GLAZING BAR. SCALE 1:1

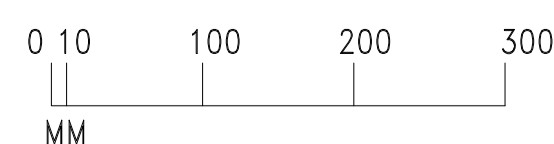


05. PHOTO OF FRONT ELEVATION - Showing Windows To Receive New Sashes

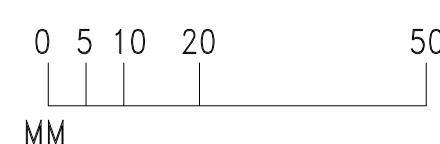
MANICA

MANICA ARCHITECTURE UK
Unit F, Flat Iron Yard,
14 Ayres Street, London, SE1 1ES
Tel: +44 (0)207 147 1852
www.manicaarchitecture.com

SCALE BAR - 1:5



SCALE BAR - 1:1



PROJECT:
**43 FLASK WALK
London, NW3 1HH**

REVISIONS:

Date:	Rev:	Note:	Chk:	Date:	Rev:	Note:	Chk:
5.5.17	A	Glazing Profile Changed					
8.5.17	B	Glazing Profile Changed					

STATUS: PLANNING

TITLE:	SCALE:	DWG. NO.:	REV:
WINDOW DETAILS	1:5 and 1:1 AT A1 - 1:10 and 1:2 AT A3	SK-001	B



NORTH