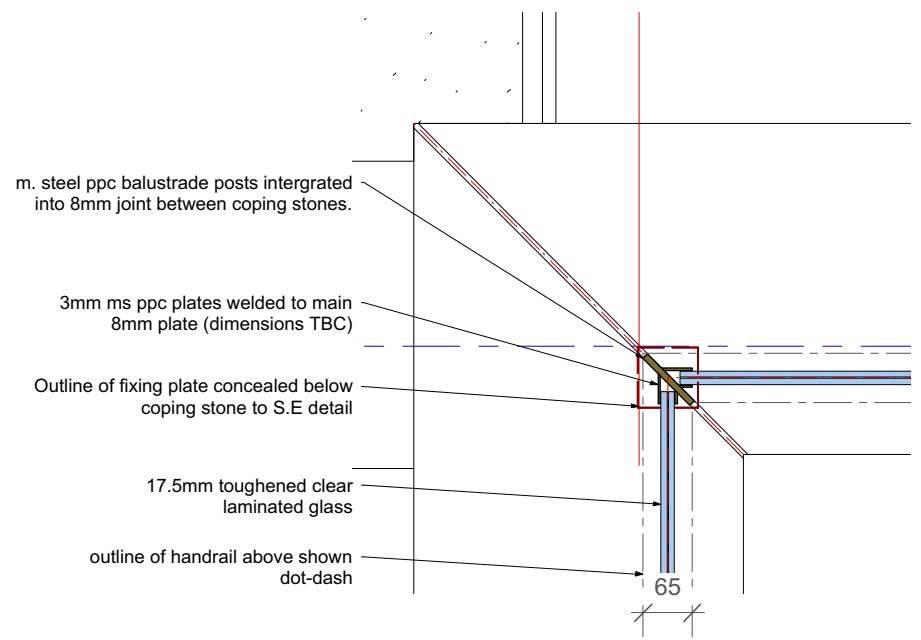
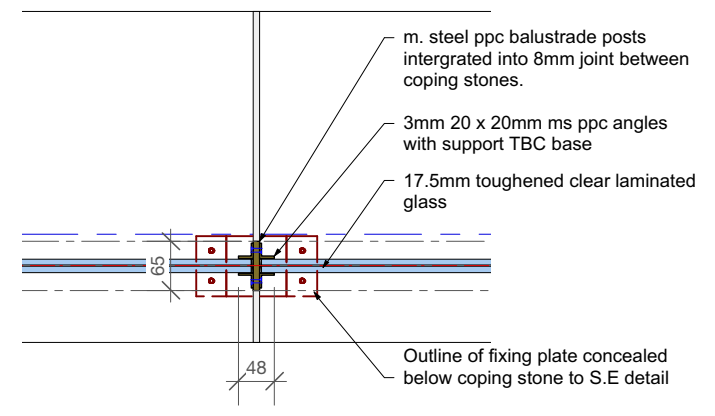


NB: all exposed steel to be spray finished, IGP Dura xal 'classic 37' to approved sample

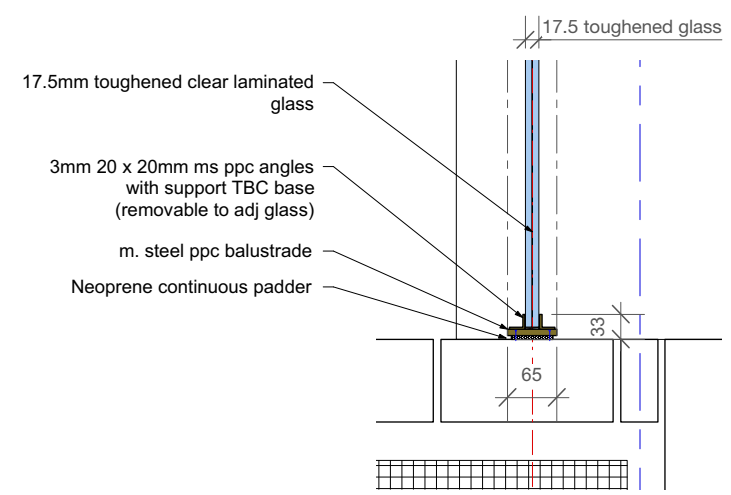
1 FF rear terrace_plan
Scale: 1:20



2 frame post (corner) detail
Scale: 1:10



3 frame post (centre) detail
Scale: 1:10



4 frame post (wall) detail
Scale: 1:10

REVISIONS	DATE	DESCRIPTION
A	16/6/17	discharge of condition application

DRAWING NOT TO BE SCALED.
ALL DIMENSIONS TO BE CHECKED ON SITE.

REFER TO ALL OTHER RELEVANT DRAWINGS AND SPECIFICATIONS. IN CASE OF ANY DISCREPANCY OR AMBIGUITY REFER TO CA

planning	PROJECT	Hampstead Hill Gardens	
	DRAWING	balustrade first floor rear terrace_plan+details	
	SCALE	1:20/1:10@ A3	
	DATE	Jun-17	
DRAWING	596/BL01	REV	A

Walker Bushe Architects
Buildings and Interiors

6 Highbury Corner
Highbury Crescent
London N51RD

020 7697 0707^T
020 7697 0808^F
studio@walkerbushe.co.uk^E