
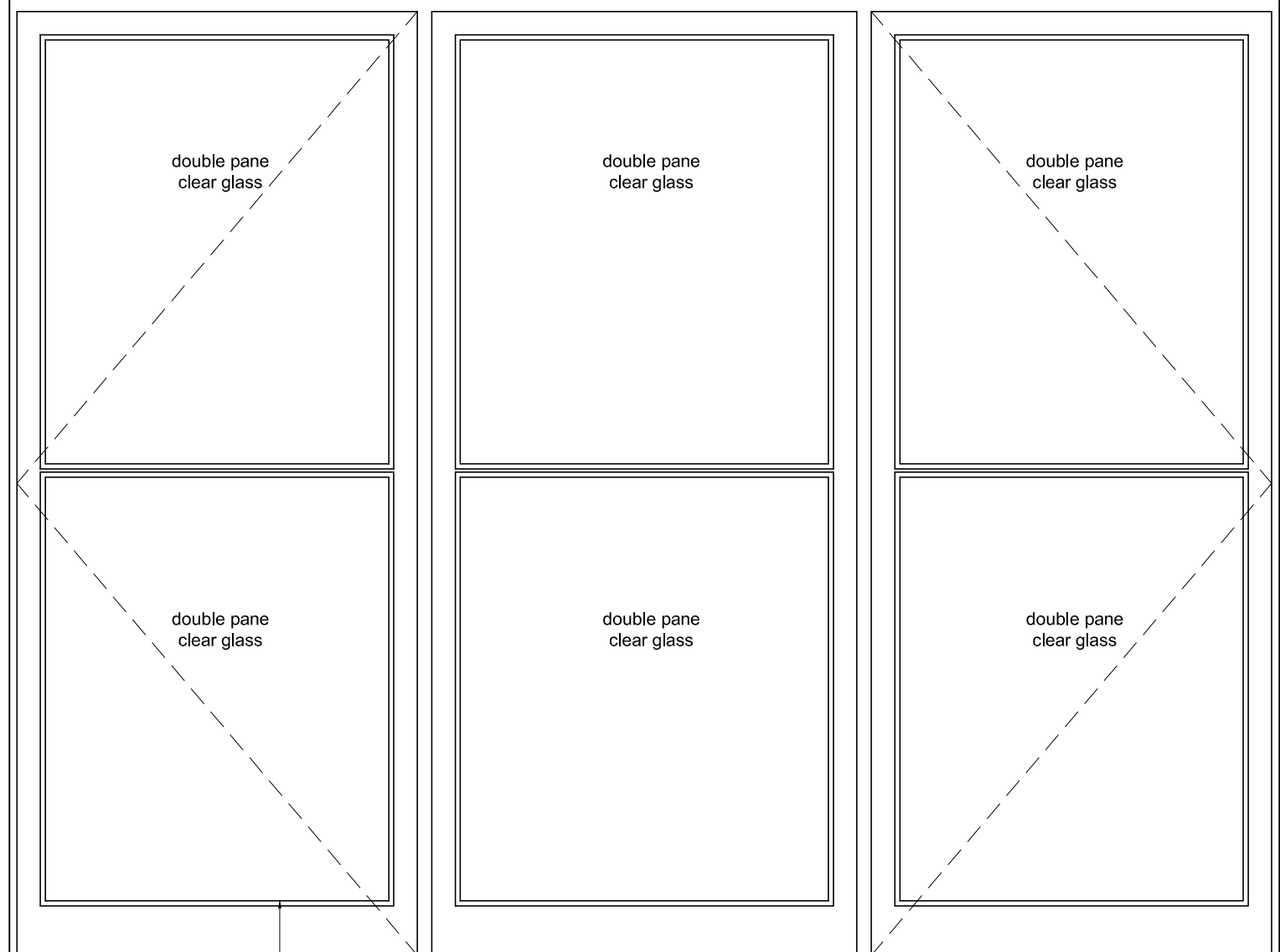



THIS DRAWING IS TO BE READ IN  
CONJUNCTION WITH RBD DRAWING  
NOS. AR2287/P33


**NON-MATERIAL AMENDMENT**  
(APP NO: 2016/2388/P) JUNE 2017

pointed timber framed replacement Redwood  
window frame & flush casement with Sapele cill



FRONT ELEVATION

Scale 1:10 @ A3



PROJECT  
FLAT 4, 1 WOODCHURCH RD  
LONDON NW6 3PL

DRAWING TITLE  
PROPOSED WINDOW DETAILS - W10  
(TYPE D) SHEET 1 OF 2

DATE  
10.01.16

DRAWN BY  
APW

SCALE  
1:10

REVISION NOTES

DRAWING NO.  
AR2287/P43

REVISION  
—

**Notes**  
All dimensions are to be checked on site. Any discrepancies or omissions must be reported to the Architect immediately. This drawing is the property of Realisation by Design Ltd. Copyright reserved. All dimensions shown are finished dimensions unless stated otherwise.

ARCHITECTURE & INTERIORS  
**RBD**  
4 Montpelier Street, London SW7 1EE. Web: www.rbd-design.com  
Tel: +44 (0)207 193 7245 Email: office@rbd-design.com