




The ground levels within the garden of 153 King Henry's Road are circa 1m lower than 151B King Henry's Road.

The retaining wall coupled with significant level changes will pose a constraint on root development of T2 into the garden of 151B King Henry's Road. The indicated RPA of T2 has been drawn as a polygon to better reflect the root morphology.

<b>RMTTree Consultancy Ltd</b> 		Key	Address	151B King Henry's Road, Camden, London NW3 3RD	
Title	Tree Implications Plan	Root Protection Area			
Drawing no.	RMT160 - TIP	Canopy Spreads			
Scale	1:250				
Date	June 2017				