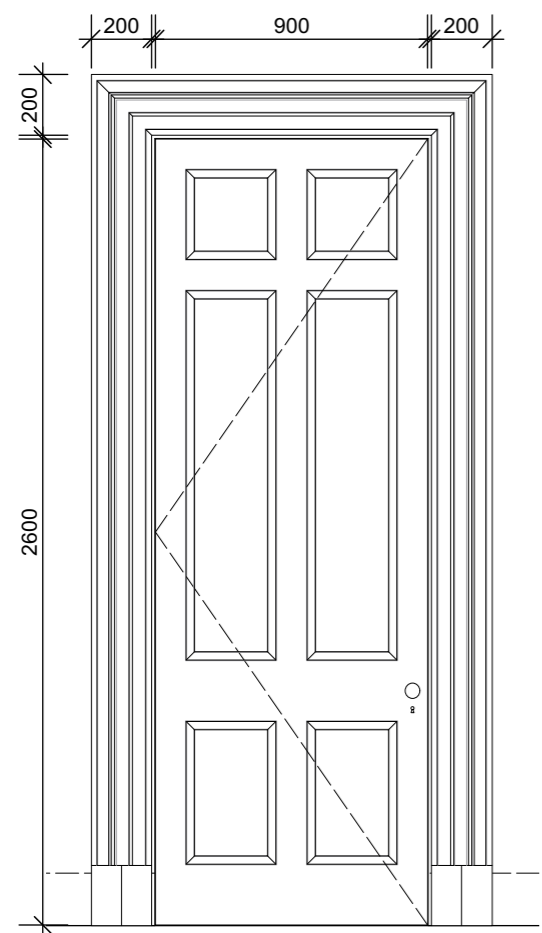


THIS DRAWING IS FOR AESTHETIC DESIGN INFORMATION PURPOSES ONLY & DOES NOT CONTAIN ANY INFORMATION FOR CONSTRUCTION, PERMITS OR COMPLIANCE TO BUILDING REGULATIONS.

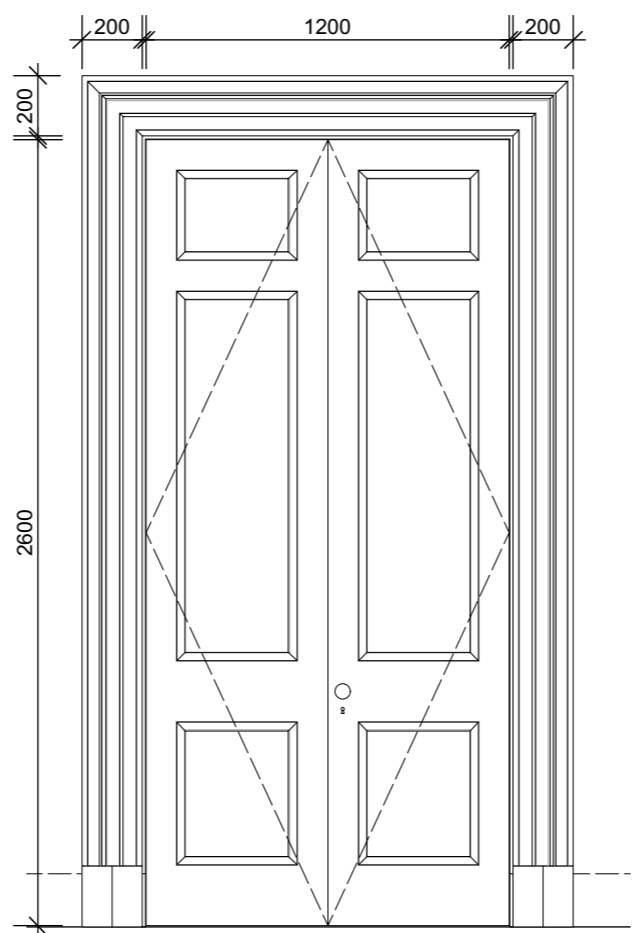
REFER TO DRAWINGS OF EXECUTIVE ARCHITECT OR DESIGN & BUILD CONTRACTOR FOR ALL INFORMATION.

DO NOT SCALE OFF THIS DRAWING EXCEPT FOR PLANNING PURPOSES. USE FIGURED DIMENSIONS ONLY OR CONSULT THE ARCHITECT. ALL DIMENSIONS TO BE CHECKED ON SITE BY CONTRACTOR & EXECUTIVE ARCHITECT. ARCHITECT TO BE INFORMED OF ANY VARIATIONS THAT MAY OCCUR BEFORE COMMENCEMENT OF WORK.

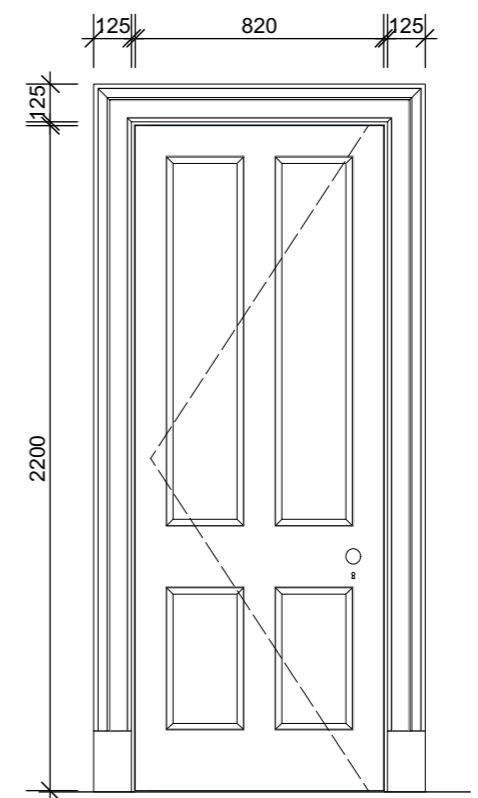
- GENERAL NOTES**
1. PRIMARY DOORS AND ARCHITRAVE TO GROUND FLOOR AND FIRST FLOOR ROOMS.
 2. SECONDARY DOOR AND ARCHITRAVE TO LOWER GROUND, SECOND AND THIRD FLOOR ROOMS.
 3. PROFILES AS PER PATTERN BOOKS OF THE TIME PERIOD.



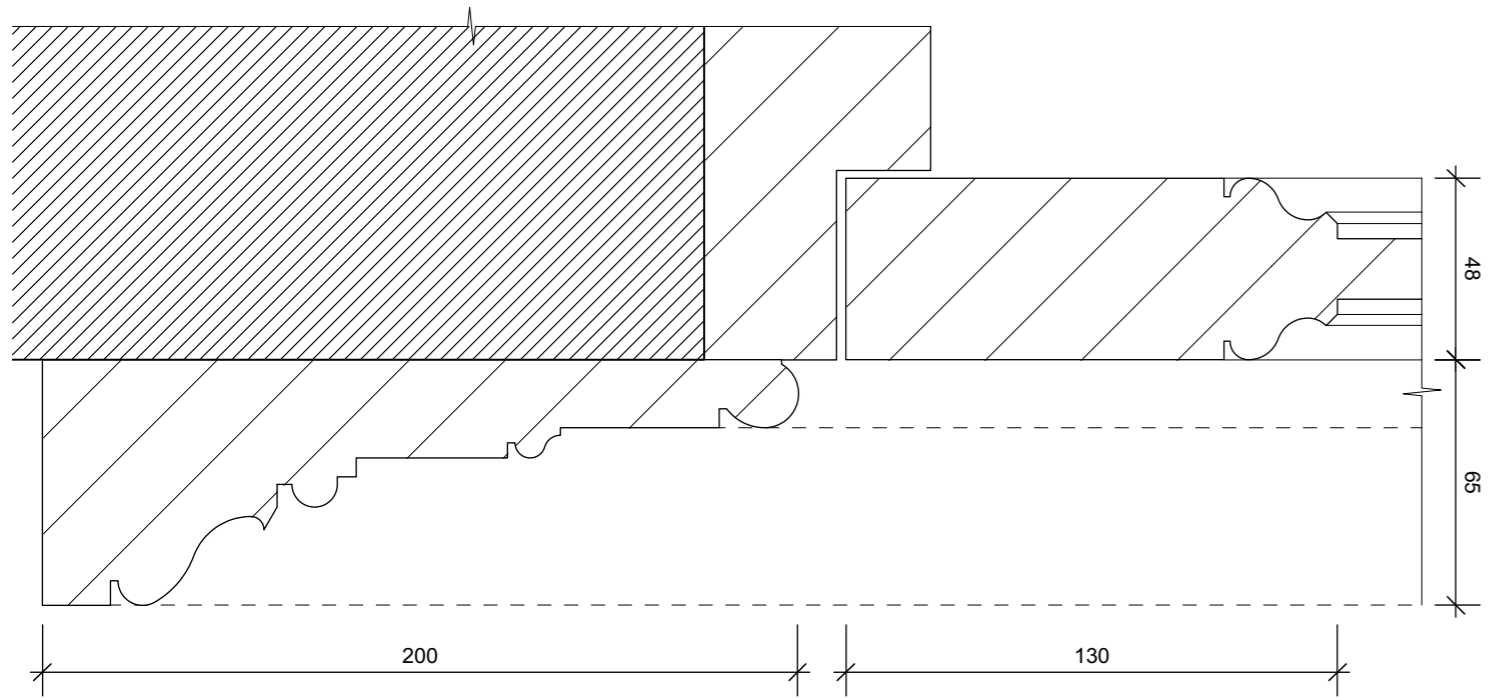
1 PRIMARY DOOR ELEVATION
SCALE 1:25
PL-51



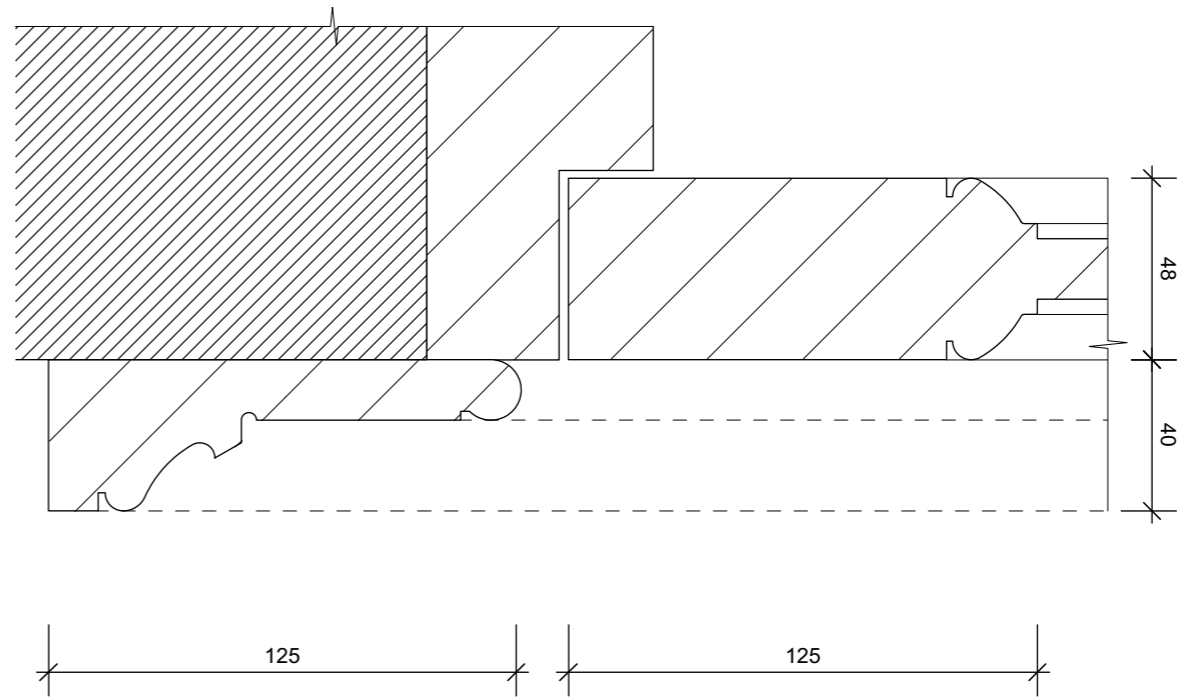
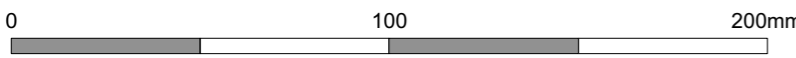
2 PRIMARY DOOR ELEVATION
SCALE 1:25
PL-51



3 SECONDARY DOOR ELEVATION
SCALE 1:25
PL-51



4 PRIMARY DOOR & ARCHITRAVE PROFILES
SCALE 1:2
PL-51



5 SECONDARY DOOR & ARCHITRAVE PROFILES
SCALE 1:2
PL-51

PLANNING ISSUE

| REV. | DATE | DESCRIPTION |
|------|------|-------------|
|------|------|-------------|

36-37 CHESTER TERRACE
LONDON

DOOR & ARCHITRAVE DETAILS

| DRNG No | SCALE | DATE |
|---------|-----------------------|----------|
| PL-51 | 1:25 @ A3 1:2 @ A3 | APR 2017 |



105 JERMYN STREET
LONDON SW1Y 6EE
T 020 7451 0955 mail@stanhopegate.co.uk
www.stanhopegatearchitecture.com