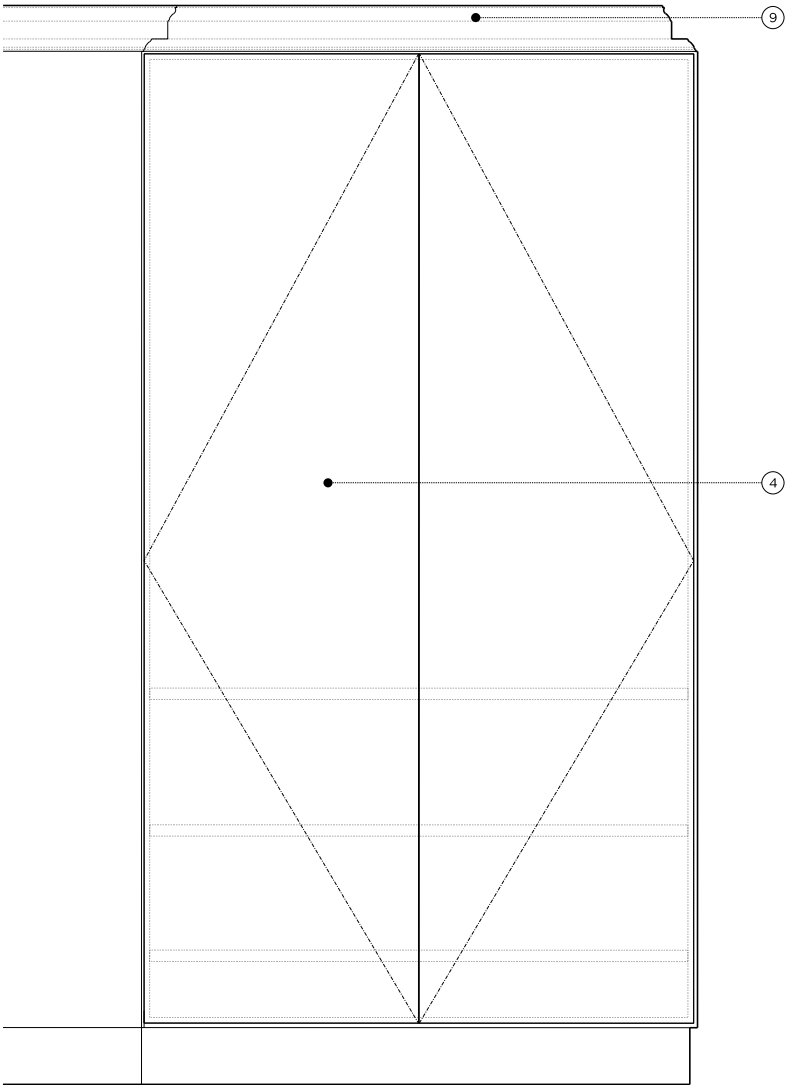
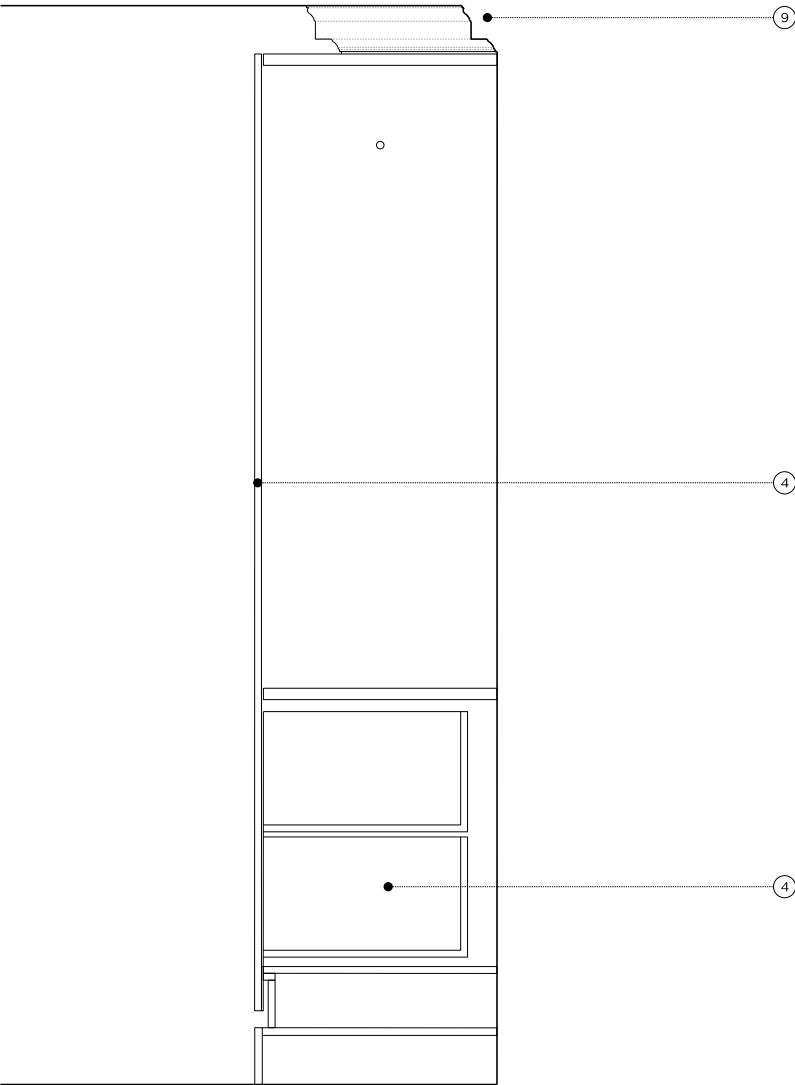


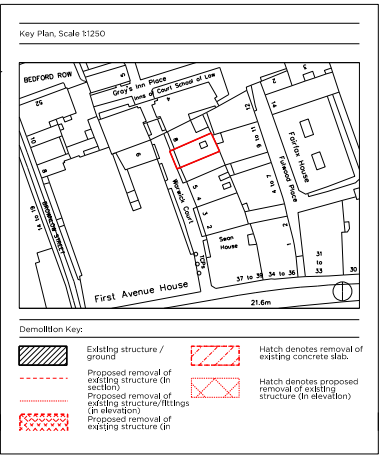
Proposed Joinery Plan



Proposed Joinery Elevation



Proposed Joinery Section



- Notes:
- ① Flat panel single door
 - ② Kitchen Joinery
 - ③ Glass joint (8mm)
 - ④ Bespoke Joinery
 - ⑤ Recessed finger pull handle
 - ⑥ 12mm single glass panel
 - ⑦ Aluminium glazing channel
 - ⑧ Painted hardwood beading
 - ⑨ Existing Cornice to be protected

Rev - 17.05.2017 Issued for Conditions Discharge

PLANNING

Project No. 14029

Client GFZ Developments Ltd.

Date May 2017

Scale 1:20@A3 / 1:10@A1

Project 7 Warwick Court

Drawing Title: Proposed Joinery Details

Drawing No. P_36 Rev. -

Drawn	Approved	Signed
PC	MW	AB



66-68 Margaret Street W1W 8SR T. 020 7580 9336 www.mwa.co.uk

Copyright Marek Wojciechowski Architects Limited. No implied license exists. This drawing should not be used to calculate areas for the purposes of valuation. All dimensions to be checked on site by the contractor and such dimensions to be their responsibility. Do not scale drawings. All work must comply with relevant British Standards and Building Regulations requirements. Drawing errors and omissions to be reported to the architect.

0 0.5m 1m 2m 3m 4m 5m