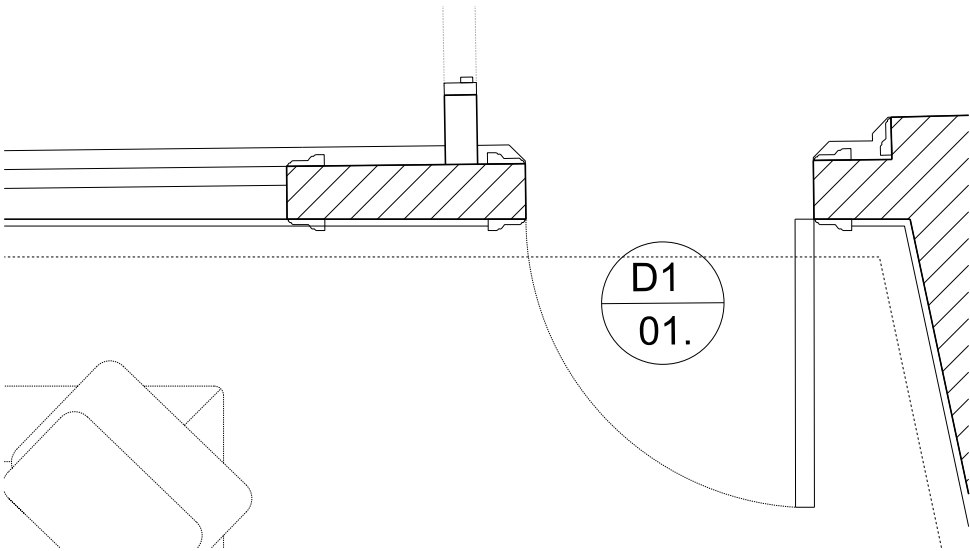
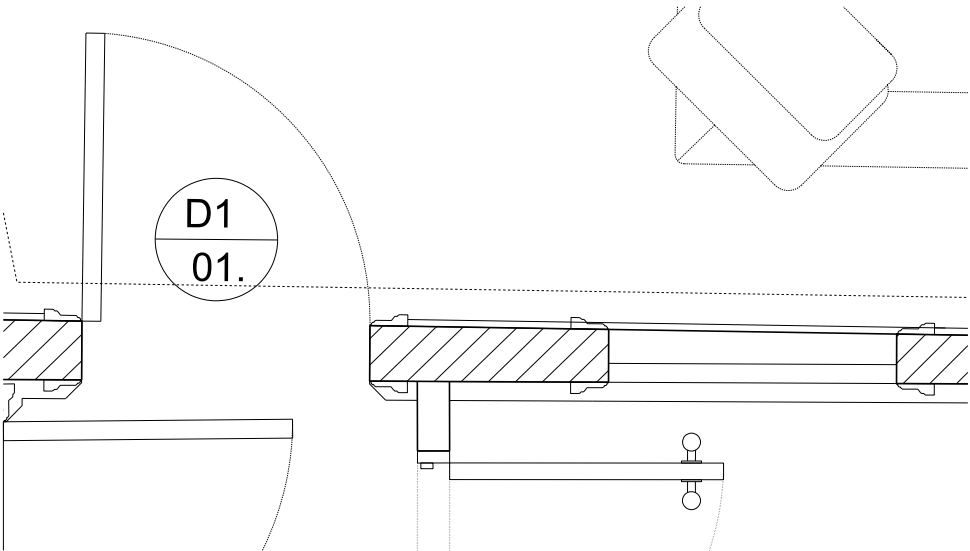


Proposed Internal Elevation 06A

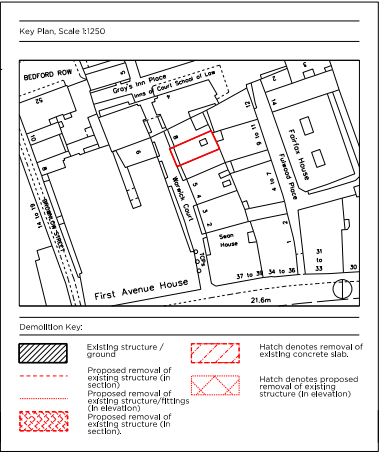
Proposed Internal Elevation 06B



Proposed Internal Plan 06A



Proposed Internal Plan 06B



Notes:

- 1 Flat panel single door
- 2 Glazing panels (1460x560mm)
- 3 Glass joint (8mm)
- 4 Bespoke Joinery
- 5 Recessed finger pull handle
- 6 12mm single glass panel
- 7 Aluminium glazing channel
- 8 Painted hardwood beading
- 9 Existing Cornice to be protected

Rev - 17.05.2017 Issued for Conditions Discharge

PLANNING

Project No. 14029

Client GFZ Developments Ltd.

Date May 2017

Scale 1:20@A3 / 1:10@A1

Project 7 Warwick Court

Drawing Title: Proposed Internal Elevation 06

Drawing No. P_33 Rev. 1

Drawn PC	Approved MW	Signed AB
----------	-------------	-----------



66-68 Margaret Street W1W 8SR T. 020 7580 9336 www.mwa.co.uk

Copyright Marek Wojciechowski Architects Limited. No implied license exists. This drawing should not be used to calculate areas for the purposes of valuation. All dimensions to be checked on site by the contractor and such dimensions to be their responsibility. Do not scale drawings. All work must comply with relevant British Standards and Building Regulations requirements. Drawing errors and omissions to be reported to the architect.

