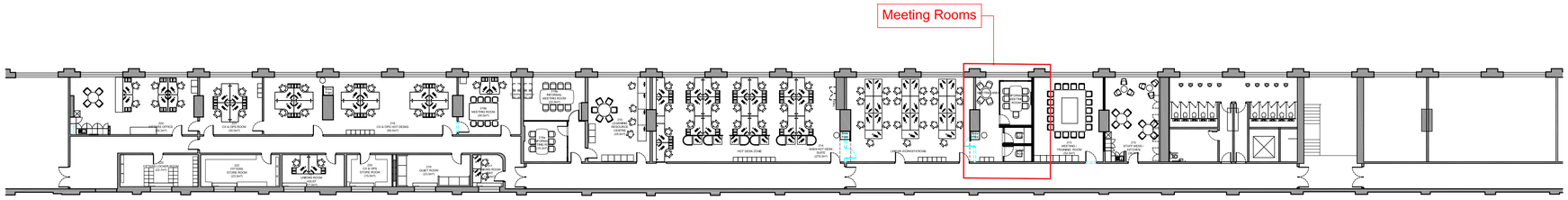

WORKS:

Room 214 - Main Hot Desks Suite.

- New Meeting Room and 2No. Think Pods to be provided
- New Brew points (kettle and fridge) /poss. Fresh Water Dispenser
- New furniture to be provided
- New floor finishes / walls to be painted
- Existing ceiling / lighting to be retained
- Power and data works will be required
- Existing wall adjacent corridor side with door to be removed
- Existing wall adjacent window side to Room 213 retained
- Power and data floor boxes to be retained.

EASTERN RANGE SECOND FLOOR OVERVIEW

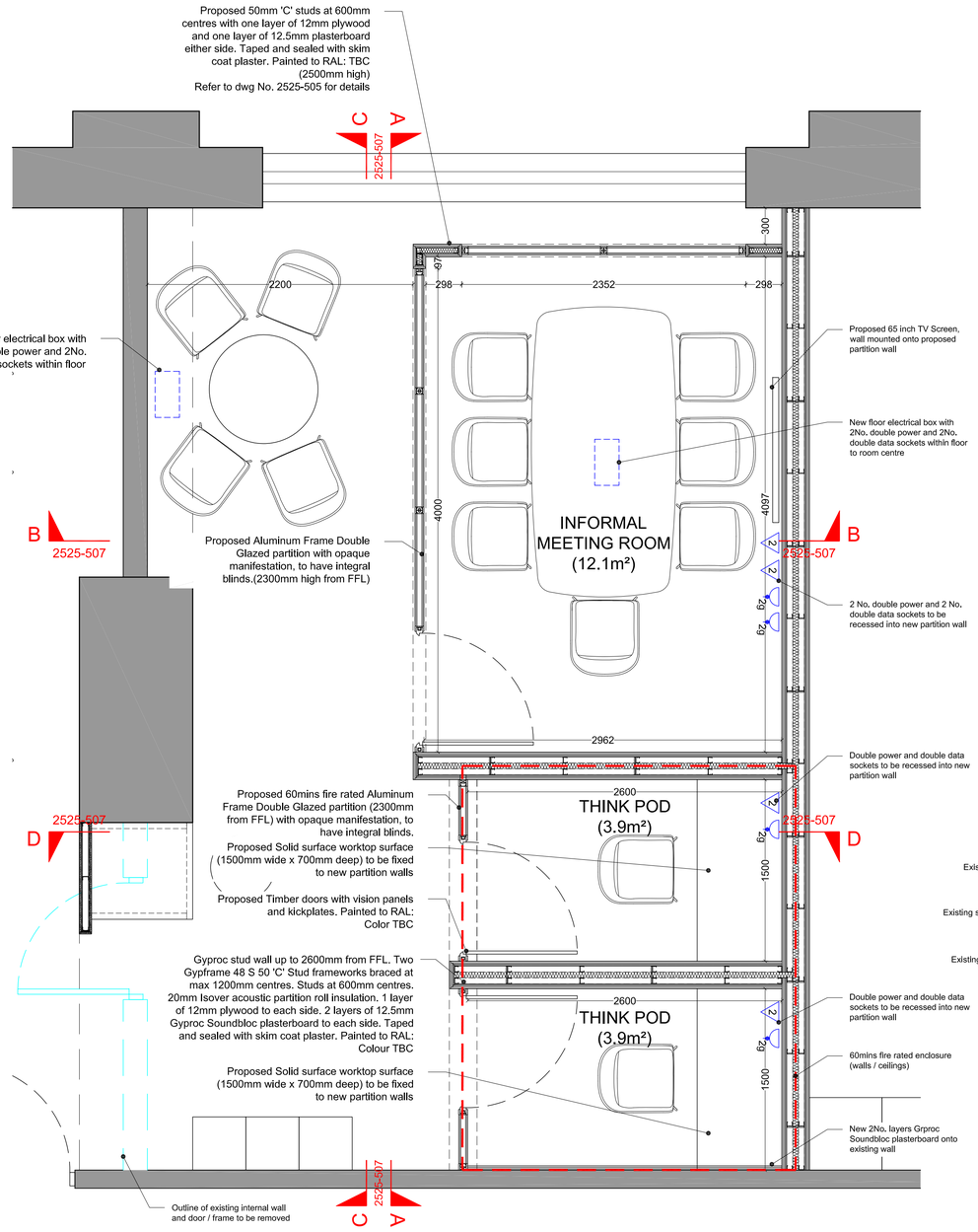

HOT DESK SUITE PROPOSED MEETING ROOMS GA PLAN

Scale 1 : 25

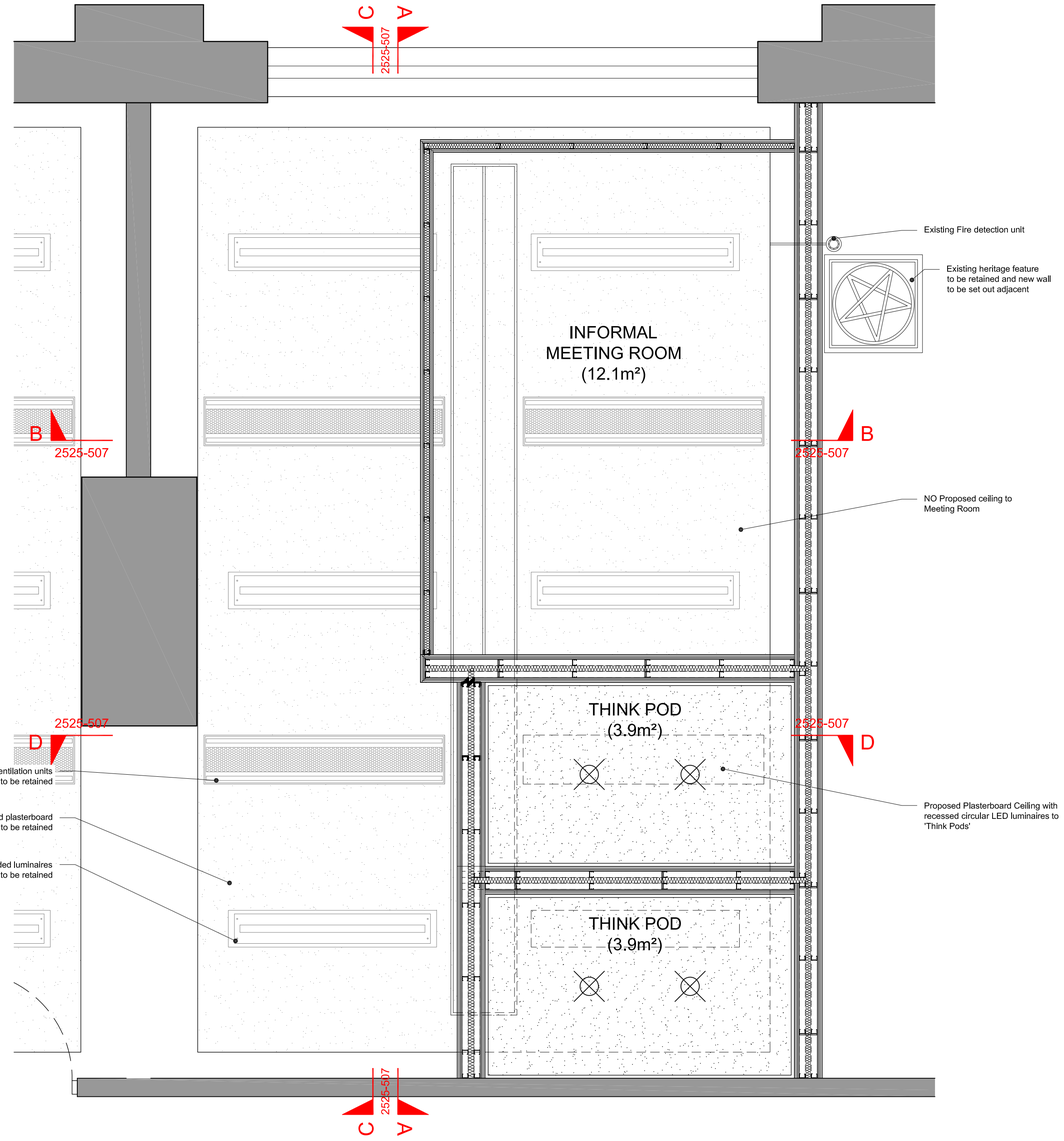

HOT DESK SUITE PROPOSED MEETING ROOMS REFLECTED CEILING PLAN

Scale 1 : 25

©

DO NOT SCALE. Use figured dimensions only. Contractor is to check all dimensions before commencement of works. This drawing is copyright. This data to be used as xref file only - not as live data. This drawing must only be used for the purpose for which it is supplied.

NOTES:
Eastern range existing plan based on scanned PDF plans provided by VTEC and undertaken initial baseline survey.

no.	date	by	revision details	Ckd	App
/	22/02/17	MP	FOR LISTED BUILDING CONSENT	AF	RS

STRALA architects
Studio 103
The Courtyard Royal Mills
Ancoats Manchester M4 5BA
Tel: 0161 236 5866
Fax: 0161 236 5884
E: office@strzarch.co.uk

client
Virgin trains

NETWORK RAIL TECHNICAL APPROVAL AUTHORISED FOR ISSUE:
DESIGNER.....
CHECKER.....
AUTHORISER (CRE).....
DATE.....

APPROVED FOR FORM (NOT APPLICABLE)
CEM.....
DATE.....

project
LONDON KING'S CROSS TRAIN STATION
VTEC ACCOMMODATION PLANS

drawing status
FOR LISTED BUILDING CONSENT

drawing title
EASTERN RANGE
SECOND FLOOR
PROPOSED HOT DESK SUITE
MEETING ROOMS
PROPOSED GA PLANS

drawn by	date	checked by	date
MP	20/02/17	AF	22/02/17
CRE Approved by	date	CEM Reviewed by	date
RS	22/02/17		

Network Rail dwg no.	revision no.	sht no.
	/	1 of 1

consultant dwg no.	scale	sht size
2525-506	1:25	A1