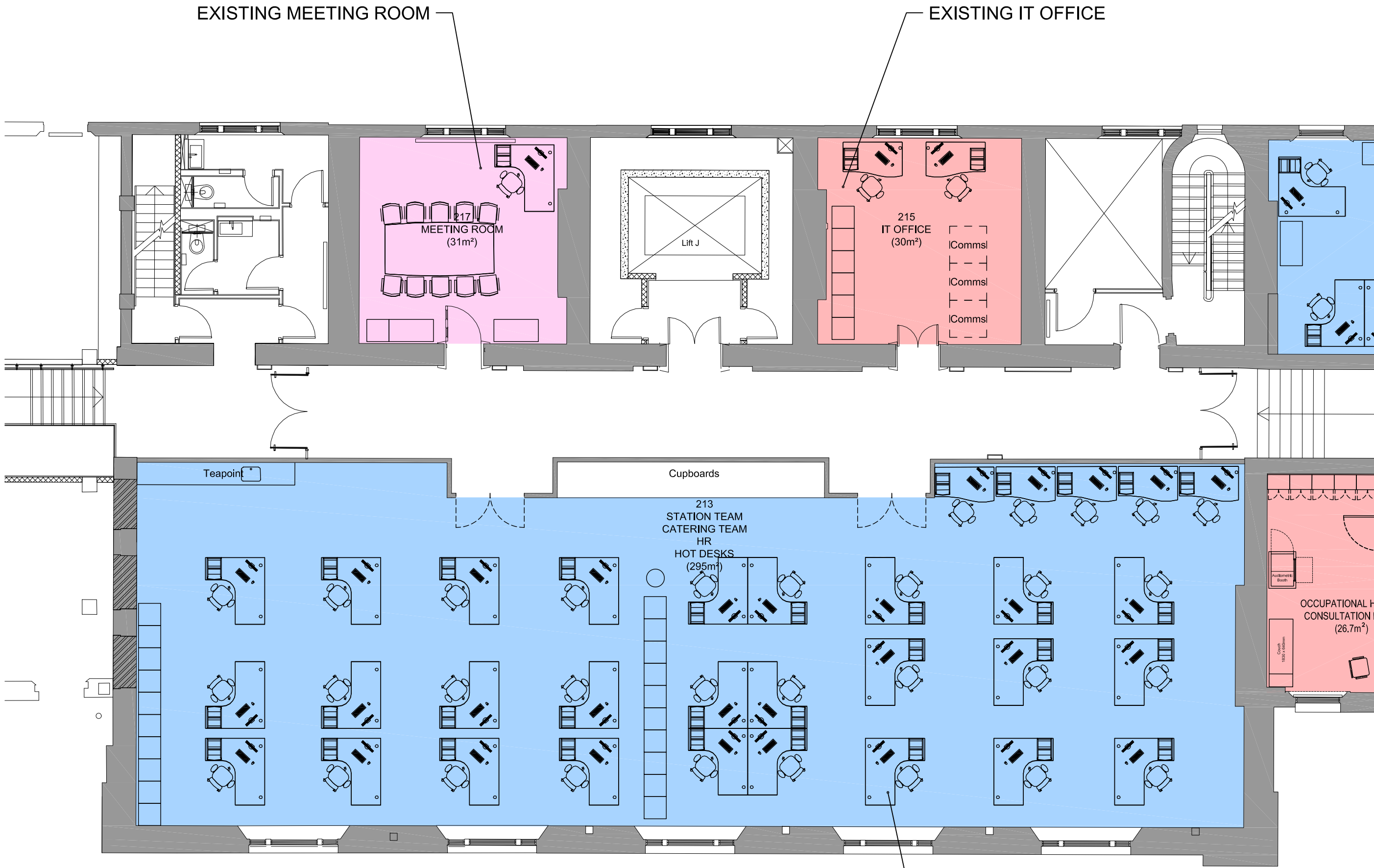
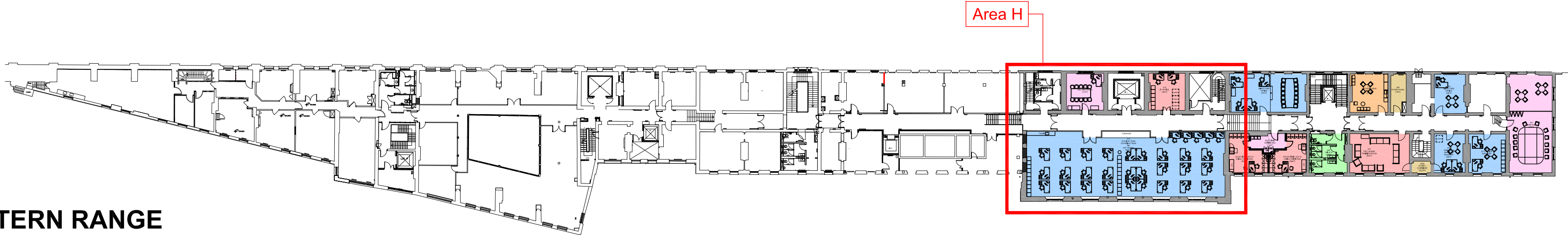



WESTERN RANGE
SECOND FLOOR GA OVERVIEW
Scale 1 : 500



WESTERN RANGE SECOND FLOOR AREA H EXISTING GA PLAN
Scale 1 : 100



©

DO NOT SCALE. Use figured dimensions only. Contractor is to check all dimensions before commencement of works. This drawing is copyright. This data to be used as a guide only - not as live data. This drawing must only be used for the purpose for which it is supplied.

KEY

EXISTING VTEC OFFICE ROOM

EXISTING VTEC MEETING ROOM

EXISTING VTEC SPECIAL USE ROOM

EXISTING VTEC STAFF MESS ROOM

EXISTING VTEC CHANGING/LOCKER ROOMS

EXISTING VTEC STORAGE

RAIL GOURMET ROOMS

VTEC FIRST CLASS LOUNGE

NOTES:

Western range existing plans based on PDF drawings provided by VTEC. All stated areas are taken from Accommodation schedule provided by VTEC.

E	22/02/17	MP	FOR LISTED BUILDING CONSENT	AF	RS
D	14/02/17	MP	FOR PRICING	AF	RS
C	08/02/17	MP	FOR PRICING DRAFT	AF	RS
B	24/01/17	BP	FOR CLIENT REVIEW	AF	RS
A	20/01/17	MP	FOR CLIENT REVIEW	AF	RS
/	08/10/15	MP	FOR CLIENT REVIEW	AF	RS
no.	date	by	revision details	Ckd	App

STRALAA

architects

Studio 103
The Courtyard Royal Mills
Ancoats Manchester M4 5BA

Tel: 0161 236 5866
Fax: 0161 236 5884
E: office@strzarch.co.uk

client

NETWORK RAIL TECHNICAL APPROVAL
AUTHORISED FOR ISSUE:

DESIGNER.....

CHECKER.....

AUTHORISER (CRE).....

DATE.....

APPROVED FOR FORM (NOT APPLICABLE)

CEM.....

DATE.....

project							
LONDON KING'S CROSS TRAIN STATION VTEC ACCOMMODATION PLANS							
drawing status							
FOR LISTED BUILDING CONSENT							
drawing title							
WESTERN RANGE SECOND FLOOR AREA H EXISTING GA PLAN							
drawn by		date		checked by		date	
MP		20/02/17		AF		22/02/17	
CRE Approved by		date		CEM Reviewed by		date	
RS		22/02/17					
Network Rail dwg no.				revision no.		sht no.	
				E		1 of 1	
consultant dwg no.		scale				sht size	
2525-006		1:100				A1	