



CONCEPT DESIGN

ARCHITECTURAL DETAILS

Ceiling Details



**Cornice Type A**  
Fine Art Plasterwork - CN34 170mm x 175mm  
- Ground Floor Entrance and Formal Reception



**Cornice Type B**  
Fine Art Plasterwork - CN8 146mm x 136mm  
- Ground Floor Lift Lobby & Powder Room  
- First Floor



**Cornice Type C**  
Fine Art Plasterwork - CN94 75mm x 75mm  
- Lower Ground Floor  
- Second Floor  
- Third Floor

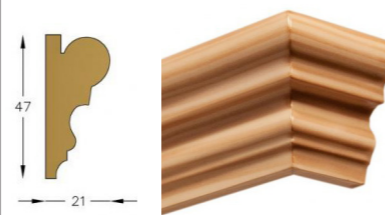


**Ceiling Rose Type A**  
Fine Art Plasterwork - CP6 660mm  
- Entrance  
- Formal Reception




**Ceiling Rose Type B**  
Fine Art Plasterwork - CP23 508mm  
- Master Bedroom


Wall Details



**Picture Rail**  
WRP Mouldings - P930 MDF  
(or similar approved)  
- Formal Reception



**Dado**  
WRP Mouldings - D820 MDF  
(or similar approved)  
- Entrance Hallway  
- Formal Reception



**Skirting Type A**  
WRP Mouldings - S888 MDF  
(or similar approved)  
- Ground Floor  
- First Floor

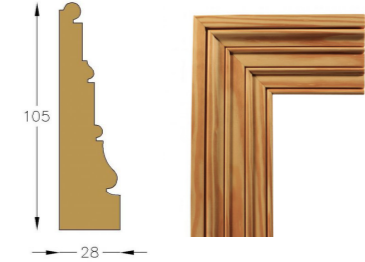


**Skirting Type B**  
WRP Mouldings - S864 MDF  
(or similar approved)  
- Lower Ground Floor  
- Second Floor  
- Third Floor

Door Details



**Door Type A**  
Knightsbridge 4 Panel FD30 (44mm) - Width 826mm  
- Ground Floor  
- First Floor



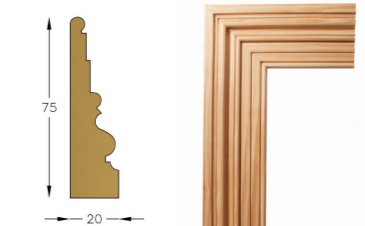
**Architrave Type A**  
WRP Mouldings - A925 MDF (or similar approved)  
- Ground Floor  
- First Floor



**Ironmongery**  
A & H Brass - Zeus Lever - Bronze Waxed  
- All floors



**Door Type B**  
Shaker Evolution 4 Panel FD30 (44mm) - Width 826mm  
- Lower Ground Floor  
- Second Floor  
- Third Floor



**Architrave Type B**  
WRP Mouldings - A994 MDF (or similar approved)  
- Lower Ground Floor  
- Second Floor  
- Third Floor



**Ironmongery**  
A & H Brass - Zeus Lever - Bronze Waxed  
- All floors