

# 100 New Oxford Street

Installation : Lobby Canopy

Project number : 5293

Customer :

Processed by : CB

Date : 04.05.2017

The following values are based on exact calculations on calibrated lamps, luminaires and their arrangement. In practice, gradual divergences can occur.

Guarantee claims for luminaire data are excluded.

Relux and the luminaire manufacturers accept no liability for consequential damage and damage which is occasioned to the user or to third parties.

Object : 100 New Oxford Street  
Installation : Lobby Canopy  
Project number : 5293  
Date : 04.05.2017

# 1 Luminaire data

## 1.1 Orluna QUAD90 Recessed... (Orluna\_QUAD90\_R...)

### 1.1.1 Data sheet

Orluna\_QUAD90\_Recessed\_30°.ldt

Orluna QUAD90 Recessed 30°

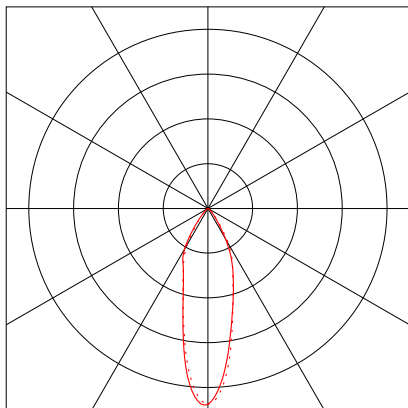
#### Luminaire data

Luminaire efficiency : 81%  
Luminaire efficacy : 88.51 lm/W  
Classification : A70 ↓100.0% ↑0.0%  
CIE Flux Codes : 93 99 100 100 81  
UGR 4H 8H : 19.9 / 20.8  
Power : 11.43 W  
Luminous flux : 1011.7 lm

#### Equipped with

Quantity : 1  
Designation :  
Colour :  
Luminous flux : 1249 lm  
Colour reproduction : 85

Dimensions : Ø50 mm x 0.0 mm



Object : 100 New Oxford Street  
Installation : Lobby Canopy  
Project number : 5293  
Date : 04.05.2017

# 1 Luminaire data

## 1.2 Orluna QUAD90 Recessed... (Orluna\_QUAD90\_R...)

### 1.2.1 Data sheet

Orluna\_QUAD90\_Recessed\_46°.ldt

Orluna QUAD90 Recessed 46°

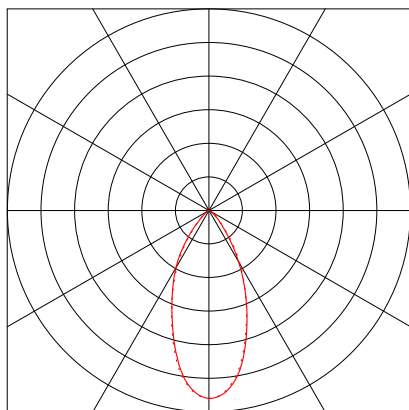
#### Luminaire data

Luminaire efficiency : 81%  
Luminaire efficacy : 88.82 lm/W  
Classification : A70 ↓100.0% ↑0.0%  
CIE Flux Codes : 90 99 100 100 81  
UGR 4H 8H : 22.2 / 22.4  
Power : 11.39 W  
Luminous flux : 1011.7 lm

#### Equipped with

Quantity : 1  
Designation :  
Colour :  
Luminous flux : 1249 lm  
Colour reproduction : 85

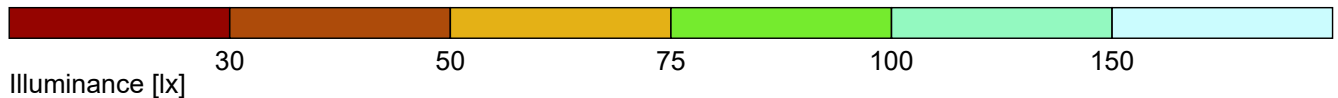
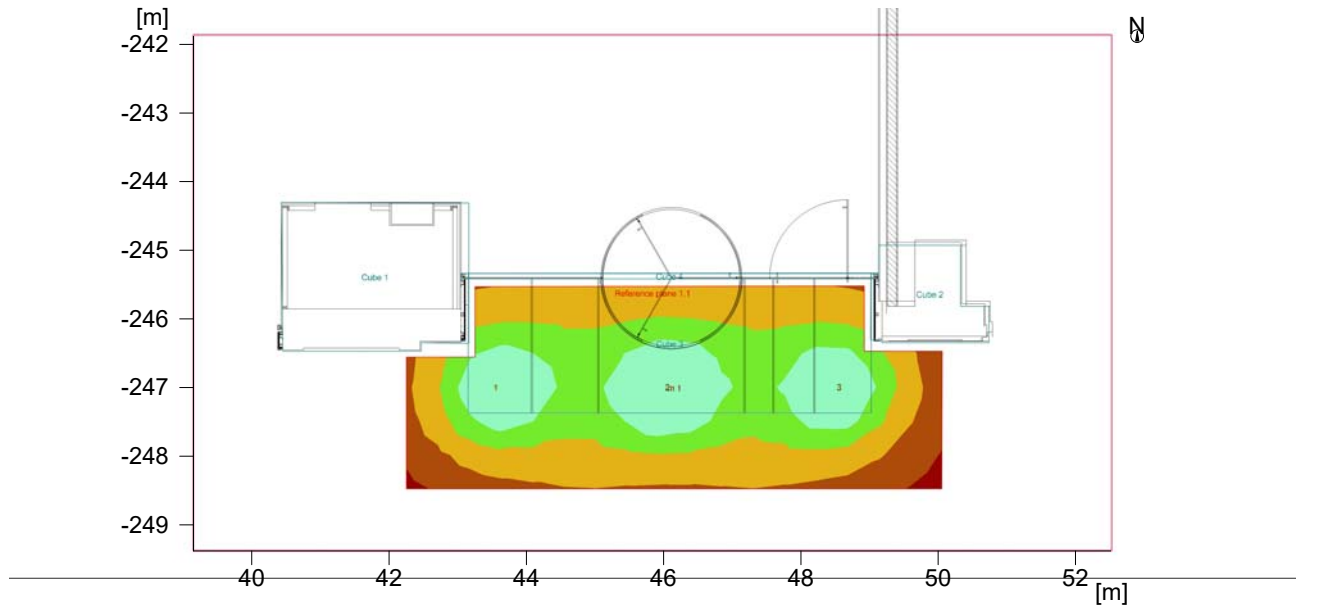
Dimensions : Ø50 mm x 0.0 mm



## 2 Canopy - 30 Degree Beam

### 2.1 Summary, Canopy - 30 Degree Beam

#### 2.1.1 Result overview, Measuring area 1



#### General


Calculation algorithm used	Average indirect fraction
Height of evaluation surface photometric centre height. [m]:	0.00 m
Maintenance factor	3.77 m
	0.80

Total luminous flux of all lamps	3747 lm
Total power	34.3 W
Total power per area (100.24 m <sup>2</sup> )	0.34 W/m <sup>2</sup>

#### Illuminance

Average illuminance	Eav	78 lx
Minimum illuminance	Emin	25 lx
Maximum illuminance	Emax	145 lx
Uniformity U <sub>o</sub>	Emin/Em	1:3.08 (0.32)
Diversity U <sub>d</sub>	Emin/Emax	1:5.77 (0.17)

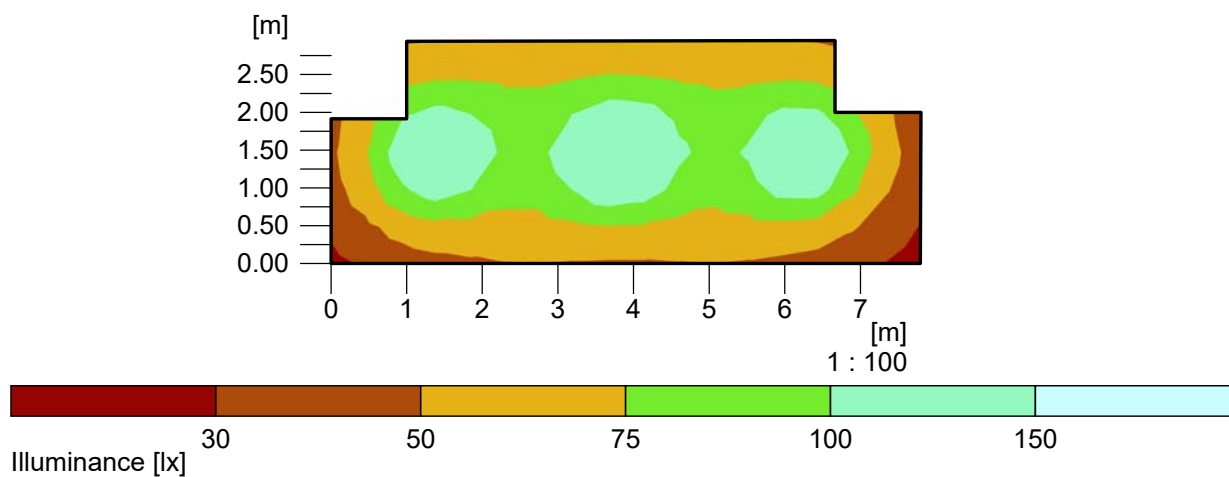
#### Type No.\Make

1	3	Order No.	: Orluna_QUAD90_Recessed_30°.ldt
		Luminaire name	: Orluna QUAD90 Recessed 30°
		Equipment	: 1 x 11.43 W / 1249 lm

## 2 Canopy - 30 Degree Beam

### 2.2 Calculation results, Canopy - 30 Degree Beam

#### 2.2.1 Pseudo colours, Measuring area 1 (E)

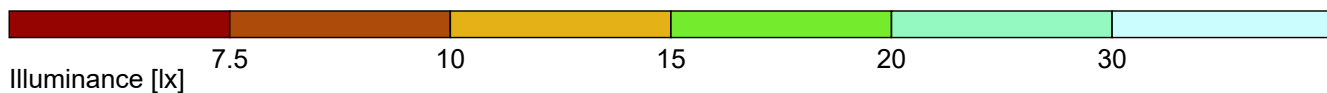
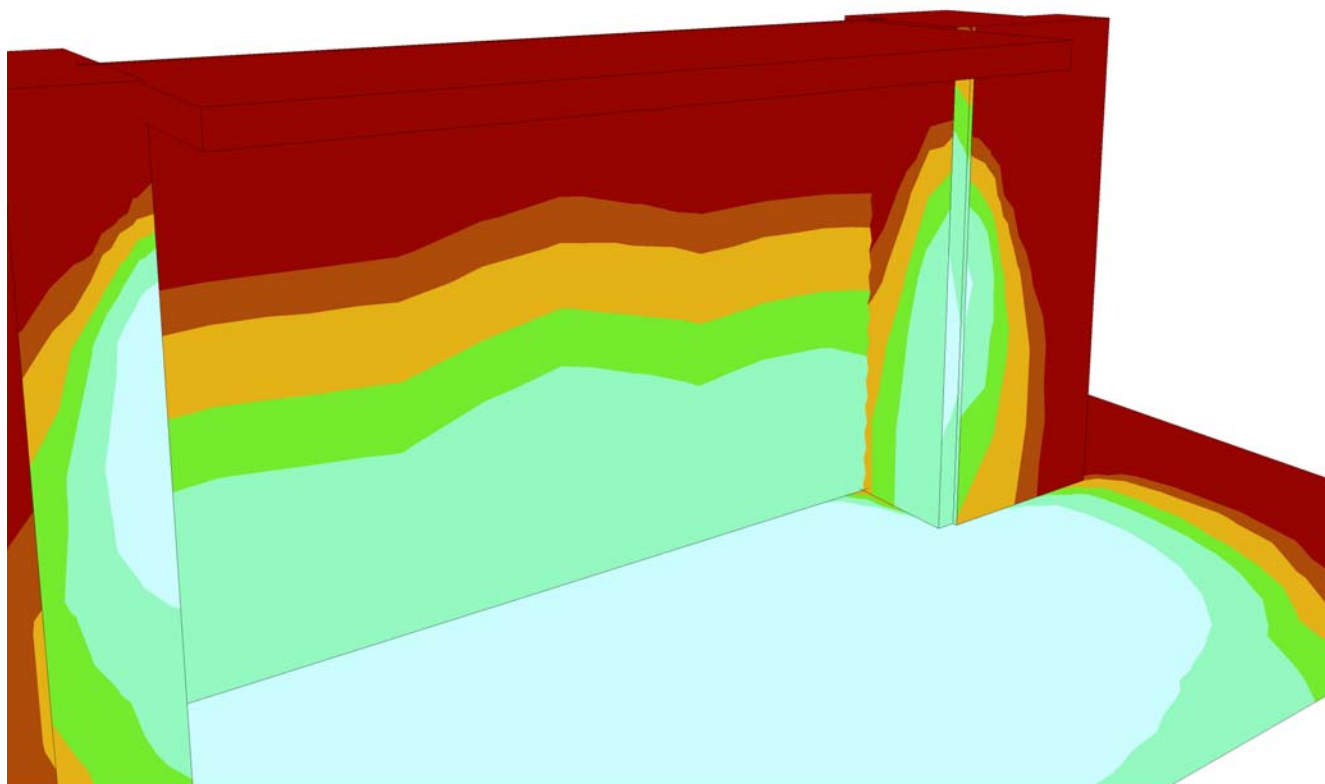


Height of the reference plane

Average illuminance	Eav	: 78 lx
Minimum illuminance	Emin	: 25 lx
Maximum illuminance	Emax	: 145 lx
Uniformity U <sub>o</sub>	Emin/Eav	: 1 : 3.08 (0.32)
Diversity U <sub>d</sub>	Emin/Emax	: 1 : 5.77 (0.17)

## 2.2 Calculation results, Canopy - 30 Degree Beam

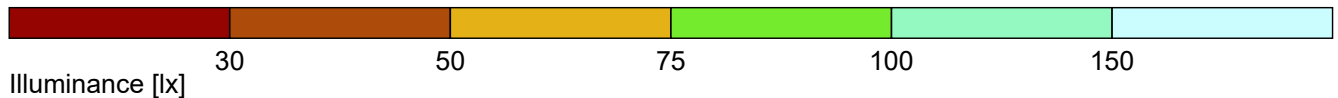
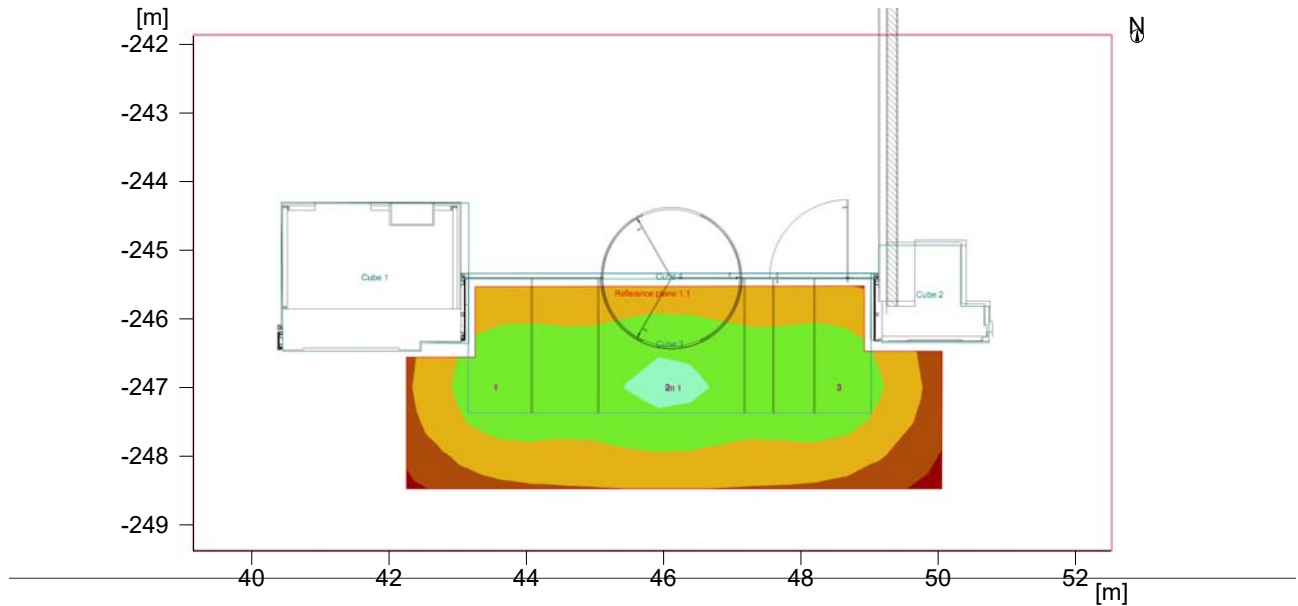
### 2.2.2 3D pseudo colours, View 1 (E)



### 3 Canopy - 46 Degree Beam

#### 3.1 Summary, Canopy - 46 Degree Beam

##### 3.1.1 Result overview, Measuring area 1



#### General

Calculation algorithm used	Average indirect fraction
Height of evaluation surface photometric centre height. [m]:	0.00 m
Maintenance factor	3.77 m
	0.80

Total luminous flux of all lamps	3747 lm
Total power	34.2 W
Total power per area (100.24 m <sup>2</sup> )	0.34 W/m <sup>2</sup>

#### Illuminance

Average illuminance	Eav	72 lx
Minimum illuminance	Emin	25 lx
Maximum illuminance	Emax	106 lx
Uniformity U <sub>o</sub>	Emin/Em	1:2.89 (0.35)
Diversity U <sub>d</sub>	Emin/Emax	1:4.28 (0.23)

#### Type No.\Make

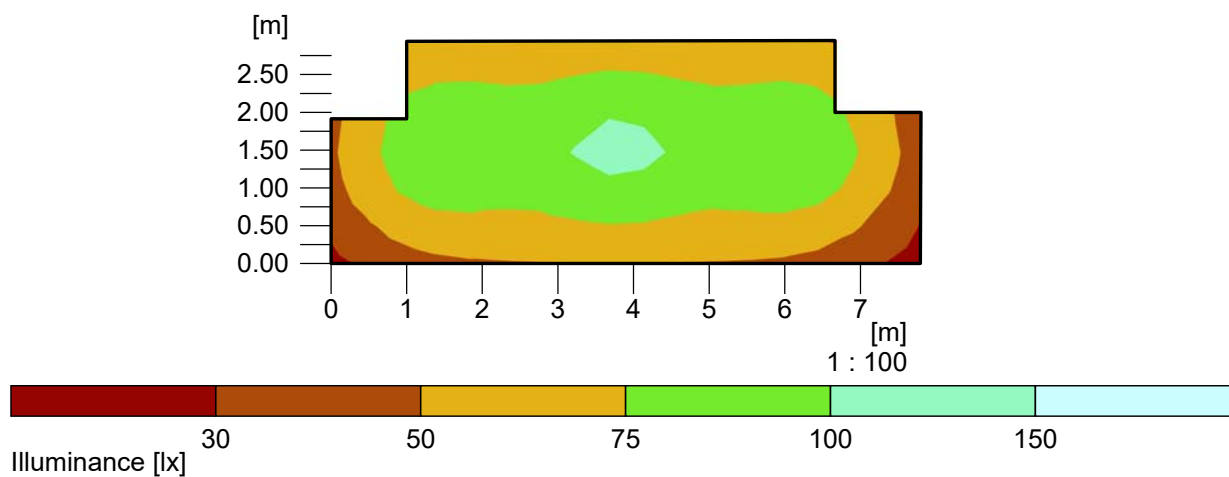
2	3	Order No.	: Orluna_QUAD90_Recessed_46°.ldt
		Luminaire name	: Orluna QUAD90 Recessed 46°
		Equipment	: 1 x 11.39 W / 1249 lm



### 3 Canopy - 46 Degree Beam

#### 3.2 Calculation results, Canopy - 46 Degree Beam

##### 3.2.1 Pseudo colours, Measuring area 1 (E)



Height of the reference plane

Average illuminance	Eav	: 72 lx
Minimum illuminance	Emin	: 25 lx
Maximum illuminance	Emax	: 106 lx
Uniformity U <sub>o</sub>	Emin/Eav	: 1 : 2.89 (0.35)
Diversity U <sub>d</sub>	Emin/Emax	: 1 : 4.28 (0.23)



### 3.2 Calculation results, Canopy - 46 Degree Beam

#### 3.2.2 3D pseudo colours, View 1 (E)

