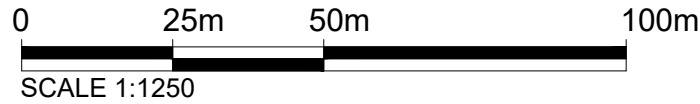


OS Map

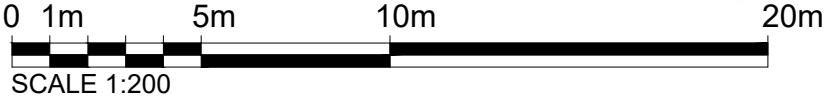
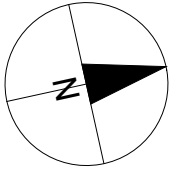


KEY

1 Entrance
2 Garden

 Property Boundary

Site Plan



Dimensions Written dimensions to be taken in preference to scaled dimensions. The Contractor is responsible for checking all dimensions before work starts.

Local Authority All work is to be carried out to the requirements, and to the satisfaction of the Local Authority. These drawings are for planning purposes only.

Discrepancies Any discrepancies to be brought to the attention of Drawing And Planning Ltd. Immediately.

REVISIONS				
REV	DATE	DESCRIPTION	BY	CH

PROJECT TITLE	
163 Sumatra Road	
DATE	REVISION
May 2017	/

DRAWING TITLE	
Existing - Location Plans	
CLIENT	
Jeremy Stein	
DRAWING No.	SCALE @ A3
SUTRD-L001	1:1250 / 1:200



DRAWINGANDPLANNING
www.drawingandplanning.com
0208 202 3665