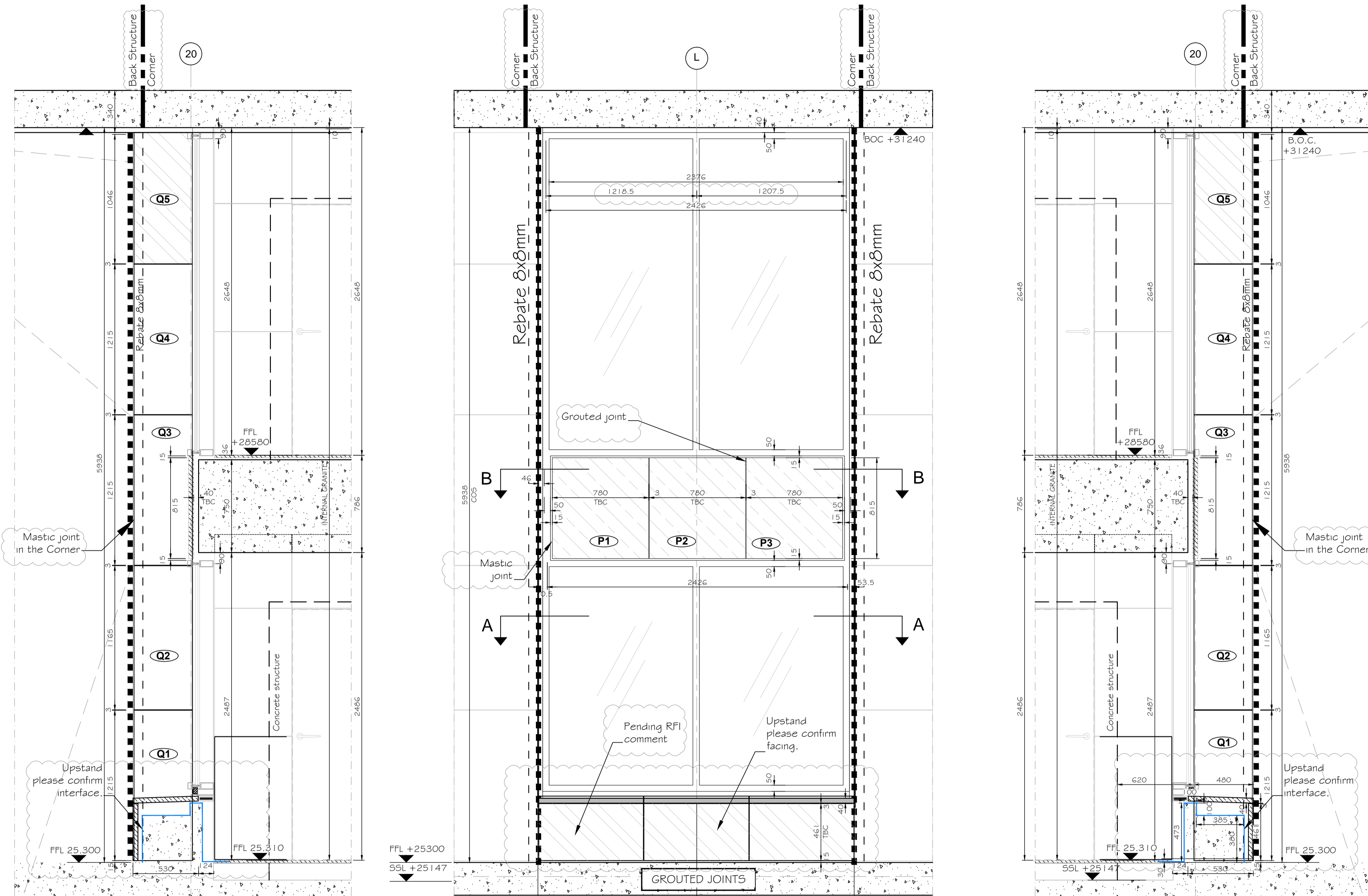


# GRANITE FACADE - Grid L - SOUTH CORE - GROUND/MEZZ FLOOR



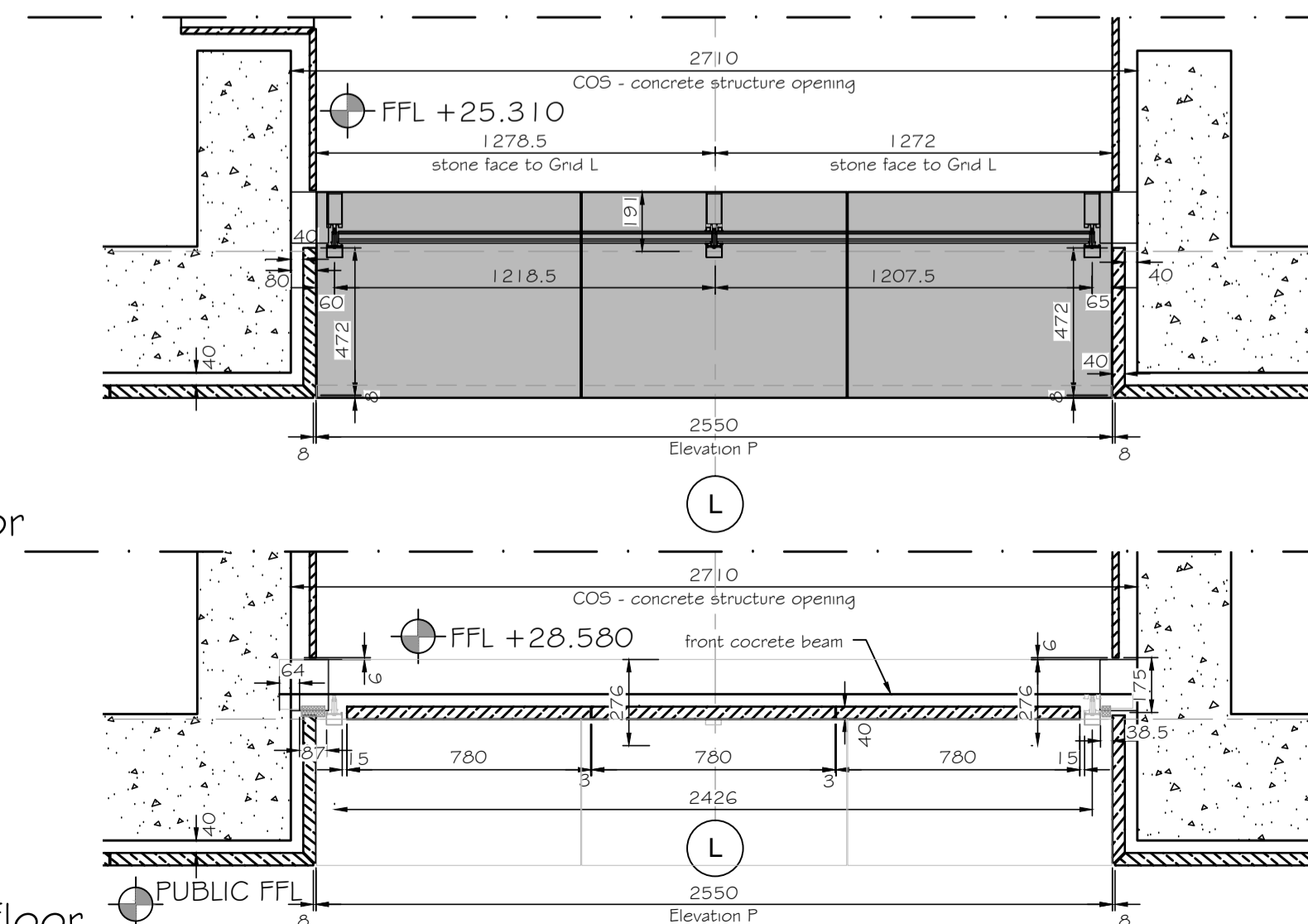
Elevation N

Elevation P

Elevation Q

Plan A - Ground Floor

Plan B - Mezzanine Floor



- NOTES
1. No dimensions to be scaled from this drawing.
  2. All dimensions to be checked on site.
  3. The designer must be notified where any discrepancy occurs between specification and drawing.
  4. COPYRIGHT: The contents of this drawing may not be reproduced in whole or part without the written permission of HarrisonGoldman.

Based on CONRAN+PARTNERS drawings:  
 2332-(25)-702\_C2, 2332-(25)-521\_C1,  
 2332-(25)-522\_C1, 2332-(25)-520\_C1,  
 2332-(43)-202\_C2, 2332-(25)-523\_C1,  
 2332-(25)-524\_C1, 2332-(25)-525\_C1,  
 2332-(25)-512\_C1, 2332-(20)-230\_C1.

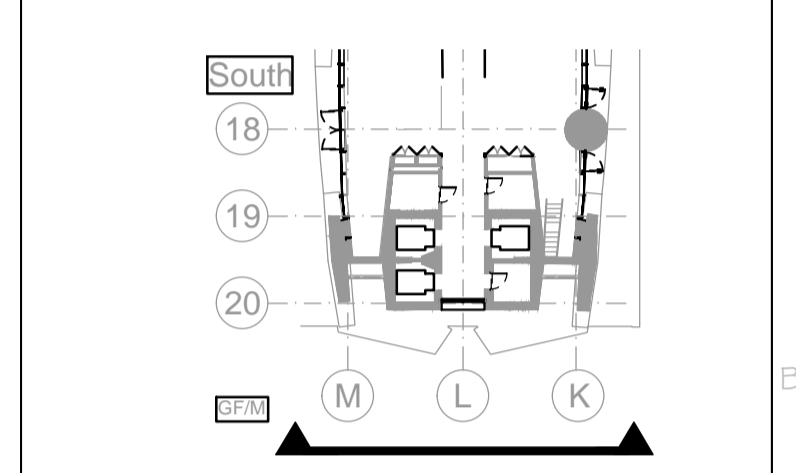
Based on Glassolutions # d+b facades drawings:  
 D803-21-CPT-00-105, D803-21-CPT-00-207,  
 D804-21-CPT-00-113\_E,  
 D804-21-CPT-00-114\_E

Based on Rick Mather Architects drawings:  
 600-12130-1-CPT\_C5; 600-15800-CPT\_C3.  
 Based on PLOWMAN CRAVEN drawings:  
 30879-00GF-01\_E; 30879-0GMF-01\_E;  
 30879-00GE-01\_D

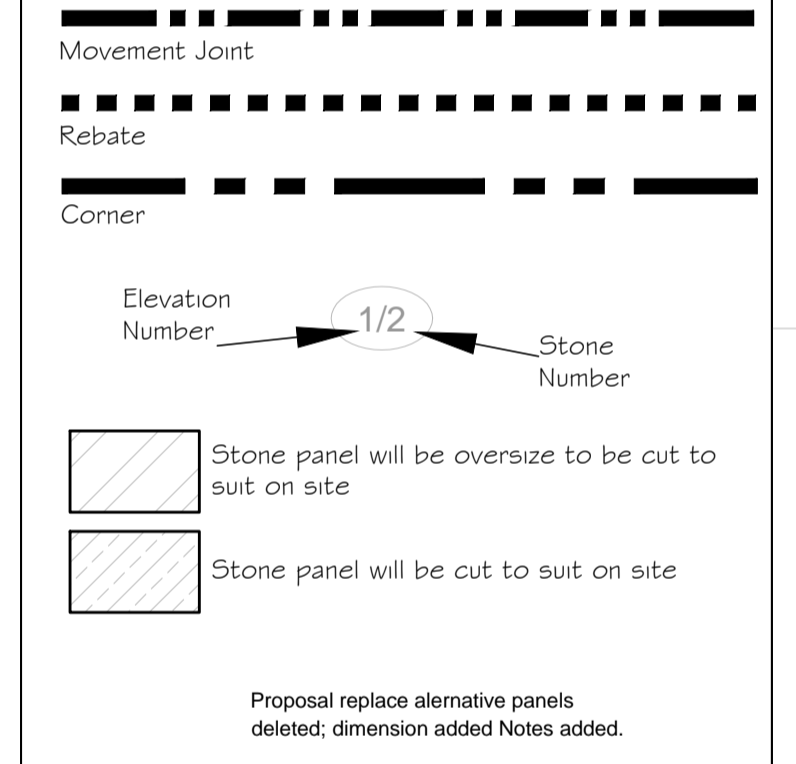
ALL STRUCTURAL WALL, BEAMS, COLUMNS AND PARTY WALLS, REQUIRE SITE VERIFICATION.

Note:  
 All slabs to be 40mm thick unless noted otherwise.

## KEY PLAN



## KEY



Rev	Revision details	Drawn by	Check	Date
03	Updated with the Architect's comment & meeting's comment; Bay window updated dimension; notes added; Elevation N title corrected; Reference DRG's added; Upstand added in all elevations; plan A & B added.	MKS	MG	10:05:17
02	Updated with the Architect's comment; Bay window updated; RMA level added; Elevation N & Q changed; Reference DRG's added.	MKS	MS	04:04:17
01	Reference Drgs updated; notes added; dimension added; Numbers added; key notes added.	MKS	MG	14:02:17
00	First Issue	CLJ	MG	30:11:16

Client: **Almacantar**

Contractor: **Multiplex**

**HARRISON GOLDMAN**  
 DESIGN CONSULTANTS  
 Airport House  
 Purley Way  
 Croydon - Surrey CR0 0XZ  
 Tel: 020 8683 4777  
 e-mail: enquiries@harrisongoldman.com

HG Drawing No.: C5527-HG-SE03

Project  
**Centre Point London**

Drawing Title  
**Granite Facade - Grid L**  
**South Core - Ground/Mezz Floor**

Status	Construction	Date	30/11/2016	Scale	1:20@A1
Job No.:	658	Drawn by:	CLJ	Checked:	MG
Origin	CISFB	Building Code	Level	Series	Revision
H1312	21	CPT	XX	206	03

ALL NEW 40mm THICK GRANITE PANELS

Fixing Drawing refer to H1312-21-CP-XX-703  
 Cutting sheets refer to series  
 H1312-21-CP-XX-811

MXP Note to D+B Facade:  
 -Glazing to suit stone setting cut

Prior to the installation of the new stone they are to be carefully checked to suit structure dimensions

ALL STRUCTURAL WALLS, BEAMS, COLUMNS AND PARTY WALLS REQUIRE SITE VERIFICATION