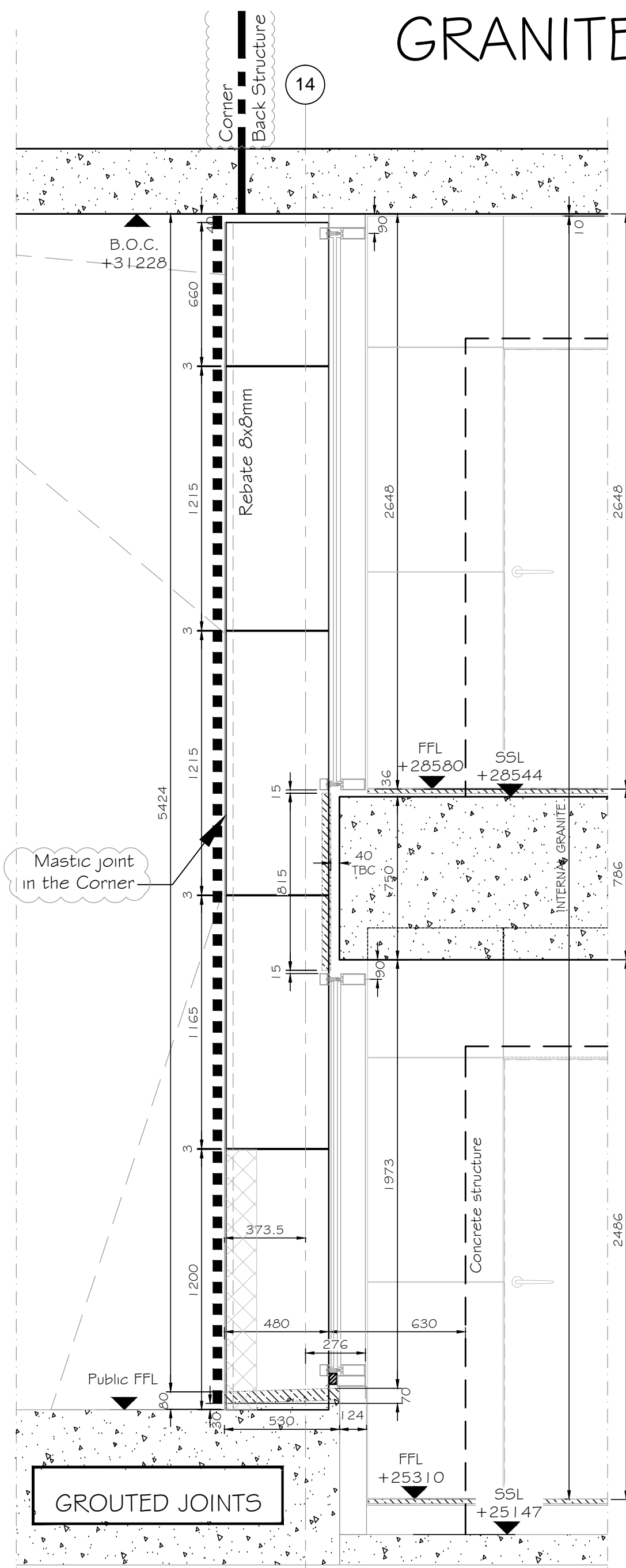
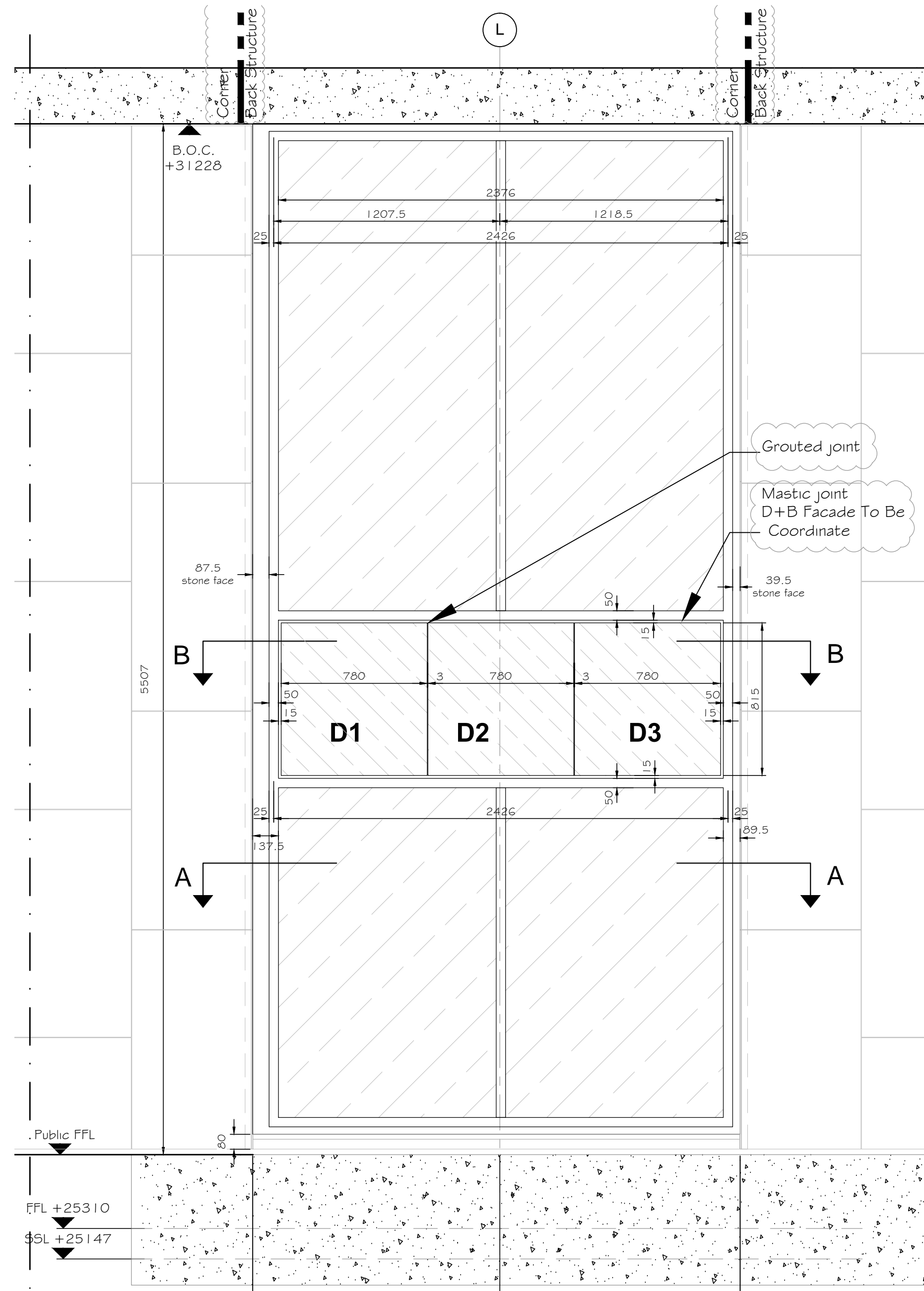


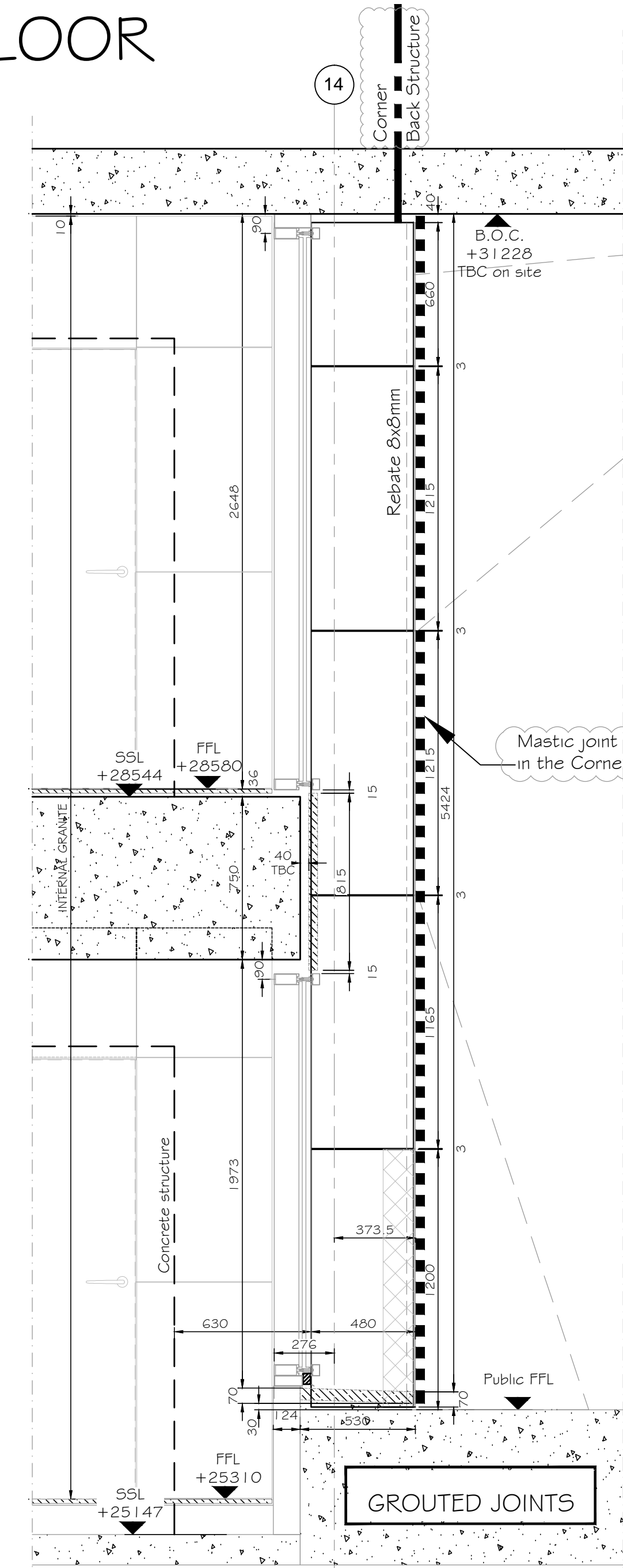
# GRANITE FACADE - Grid L NORTH CORE - GROUND/MEZZ FLOOR



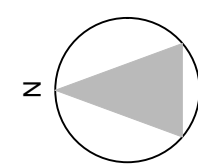
Elevation D



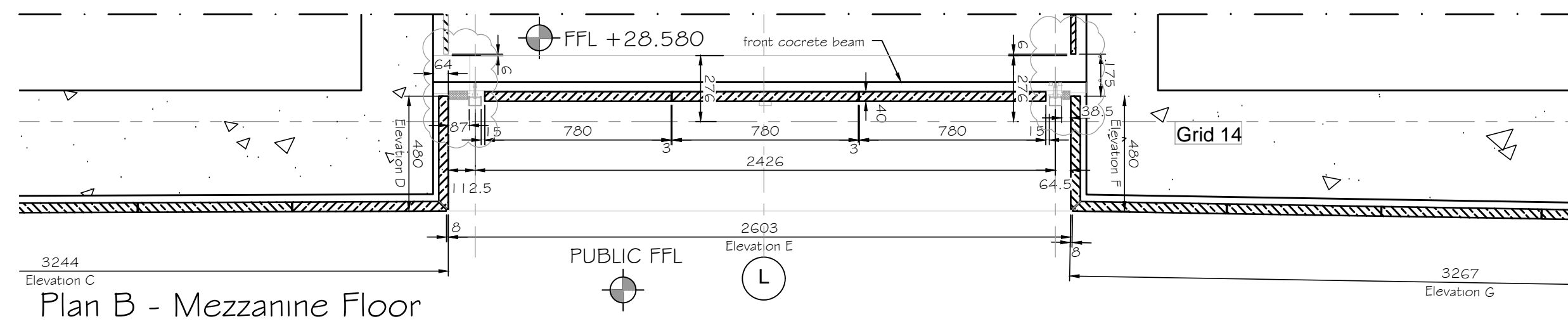
Elevation E



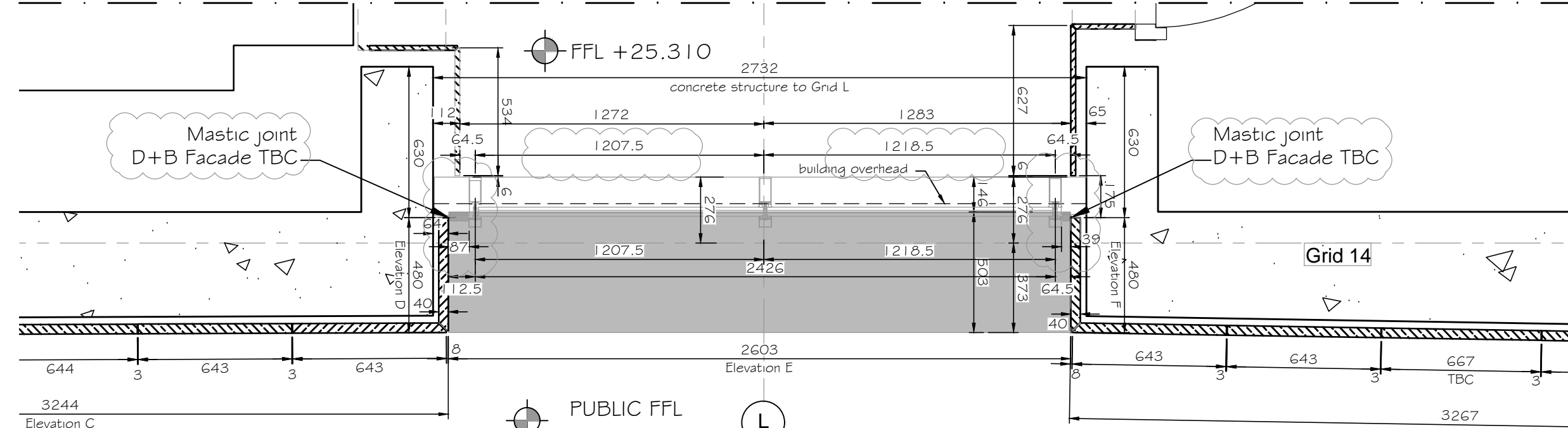
Elevation F



Proposal panels						
ELEVATION C	No.	Pallet No.	Stone No.	Length	Depth	Height
	D1	New Panel	795	40	815	
	D2	New Panel	796	40	815	
	D3	New Panel	795	40	815	
Proposal replace panels						
ALTERNATIVE	No.	Pallet No.	Stone No.	Length	Depth	Height
	D1	EX8	EX55	745	38	834
	D2	EX8	EX56	745	38	834
	D3	EX8	EX57	745	38	836



Plan B - Mezzanine Floor



Plan A - Ground Floor

- NOTES
- No dimensions to be scaled from this drawing.
  - All dimensions to be checked on site.
  - The designer must be notified where any discrepancy occurs between specification and drawing.
  - COPYRIGHT: The contents of this drawing may not be reproduced in whole or part without the written permission of HarrisonGoldman.

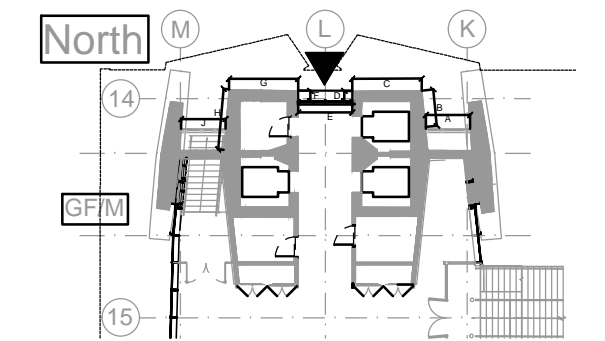
Based on CONRAN+PARTNERS drawings:  
 2332-(25)-701\_C2, 2332-(25)-703\_C1,  
 2332-(25)-750\_C1, 2332-(43)-202\_C2,  
 2332-(20)-102\_C5, 2332-(25)-520\_C1,  
 2332-(25)-521\_C1, 2332-(25)-522\_C1,  
 2332-(25)-523\_C1, 2332-(25)-524\_C1,  
 2332-(25)-525\_C1, 2332-(25)-512\_C1.

Based on Glassolutions & d+b facades drawings:  
 D803-21-CPT-00-105\_O1,  
 D803-21-CPT-00-207\_O1,  
 D804-21-CPT-00-113\_E,  
 D804-21-CPT-00-114\_E;

ALL STRUCTURAL WALL, BEAMS, COLUMNS AND PARTY WALLS, REQUIRE SITE VERIFICATION.

Note:  
 All slabs to be 40mm thick unless noted otherwise.

KEY PLAN



KEY

- Movement Joint
- Rebate
- Corner
- Existing Fixed Cladding
- New Panel
- Reuse Panel
- Repair bird mouth joint
- Colour variation

Rev	Revision details	Drawn by	Check	Date
02	Updated with the Architect's comments: Reference Drgs updated; notes added; dimension added; Proposal replace alternative panels deleted.	MKS	MG	10:05:17
01	Window frame & panels coordinated with d+b facade; Reference Drgs updated; notes added; table title changed; notes deleted; architect note added.	MKS	MG	10:02:17
00	First Issue	MKS	MG	25:11:16

Client: **Almacantar**  
 Contractor: **Multiplex**  
**HARRISON GOLDMAN**  
 DESIGN CONSULTANTS  
 Airport House  
 Purley Way  
 Croydon - Surrey CR0 0XZ  
 Tel: 020 8683 4777  
 e-mail: enquiries@harrisongoldman.com

HG Drawing No.: C5527-HG-N001

Project  
**Centre Point London**

Drawing Title  
**Granite Facade - Grid L  
 North Core - Ground/Mezz Floor**

Status	Construction	Date	11/11/2016	Scale	1:20@A1
Job No.:	658	Drawn by:	MKS	Checked:	MG
Origin	CISFB	Building Code	Level	Series	Revision
H1312	21	CPT	XX	202	02

THESE ARE NEW PANELS

Fixing Drawing refer to H1312-21-CP-XX-710  
 Cutting sheets refer to series H1312-21-CP-XX-824

MXP Note to D+B Facade:  
 -Glazing to suit stone setting cut

Note to Paye:  
 - Repair small chips to all corners

Prior to the installation of the new stone they are to be carefully checked to suit structure dimensions

ALL STRUCTURAL WALL, BEAMS, COLUMNS AND PARTY WALLS, REQUIRE SITE VERIFICATION.