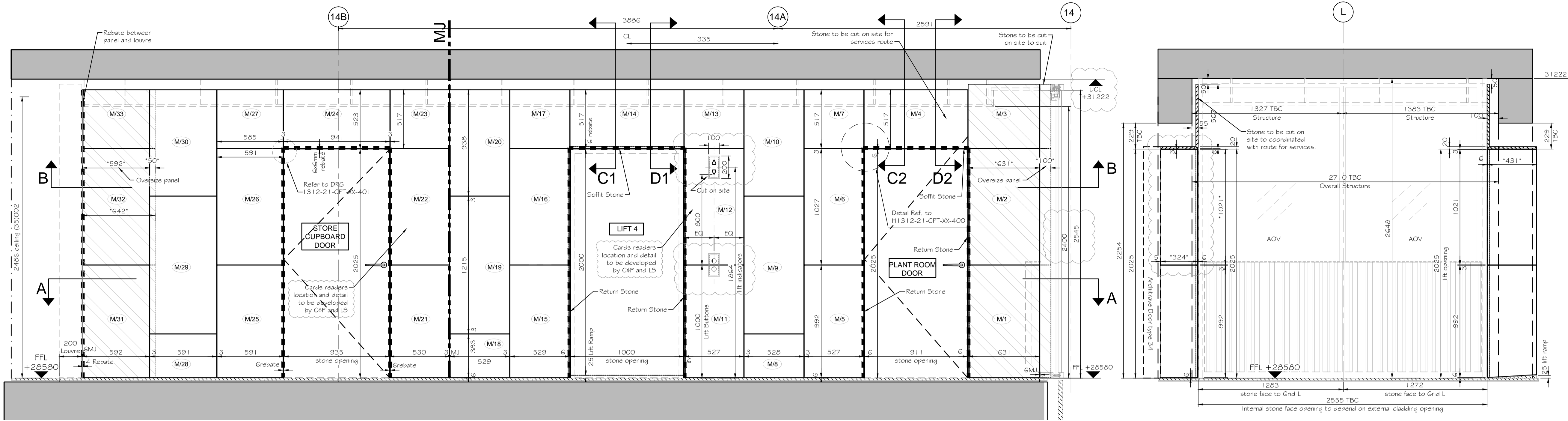
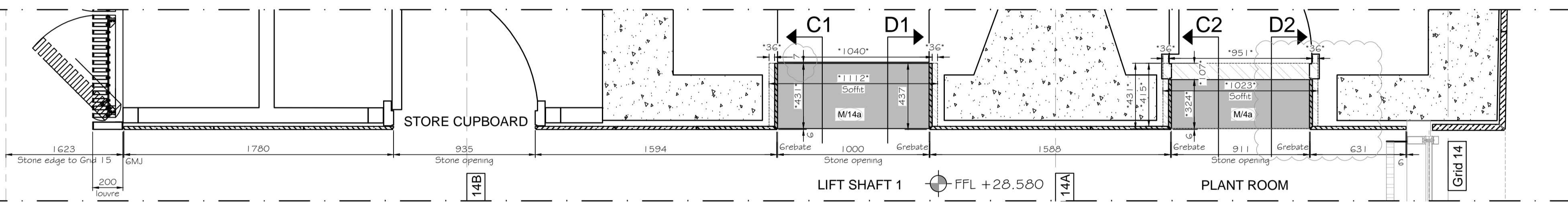


NORTH CORE - MEZZANINE FLOOR - LIFT LOBBY - PART 1 STONE LAYOUT - 1:20

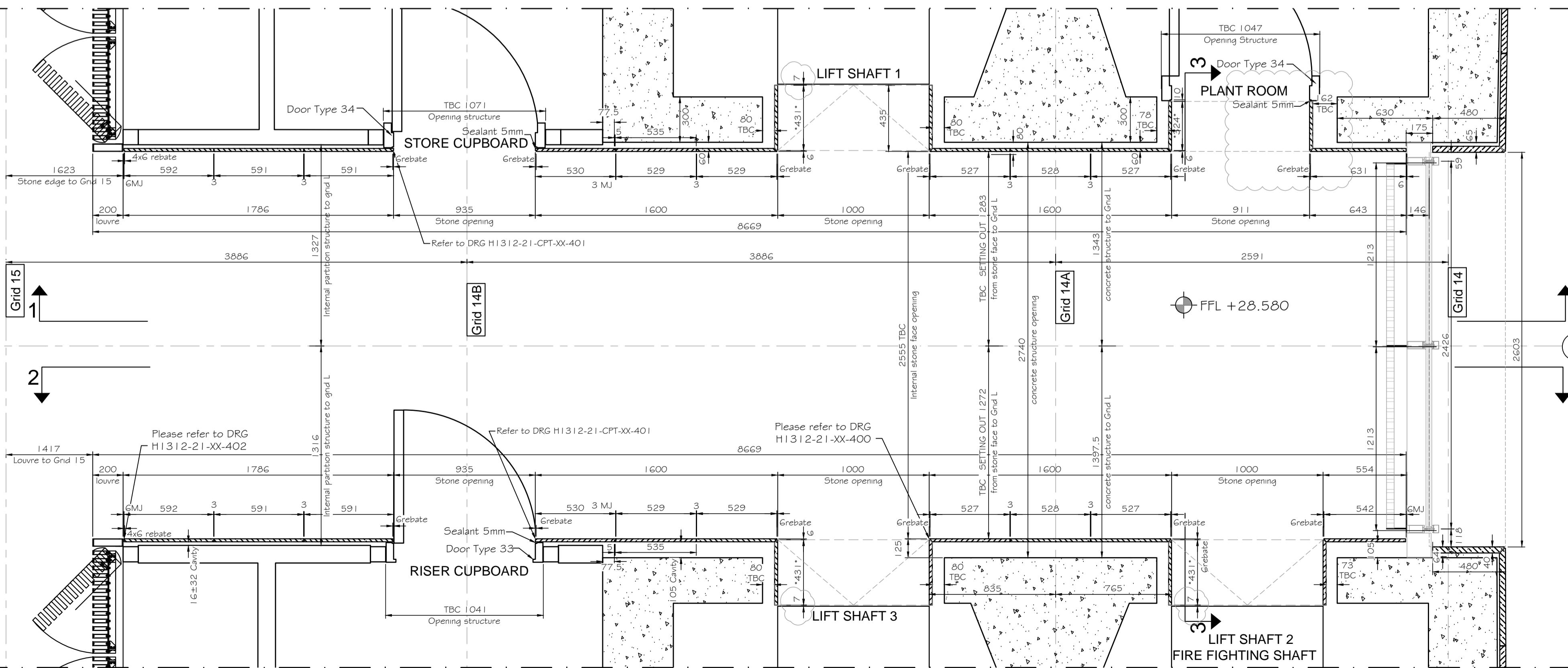


Elevation I

Section 3-3



Plan B-B

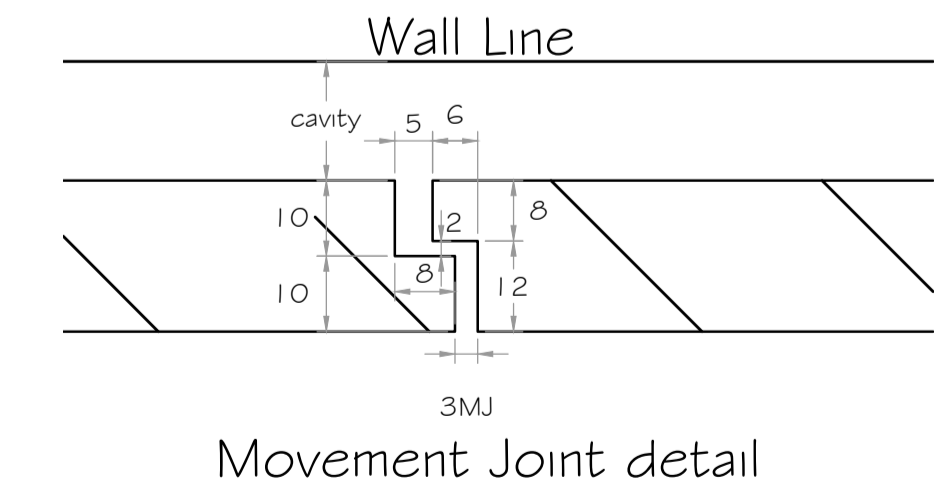


Plan A-A

Read in conjunction with stone layout drawing H1312-21-CP-M-101 & H1312-21-CP-XX-714 & series from H1312-21-CP-XX-671 to 678

Note * on the dimension : Stone will be oversized to be cut to suit on site

Paye Note:
- coordinate panel & fixing with services.
- Sprinkler routes to be coordinated with Architect Note 13/04/2017:
- Info from LS required to coordinate M+E including the side wall sprinkler routes.



Movement Joint detail

- NOTES
- No dimensions to be scaled from this drawing.
 - All dimensions to be checked on site.
 - The designer must be notified where any discrepancy occurs between specification and drawing.
 - COPYRIGHT: The contents of this drawing may not be reproduced in whole or part without the written permission of HarrisonGoldman.

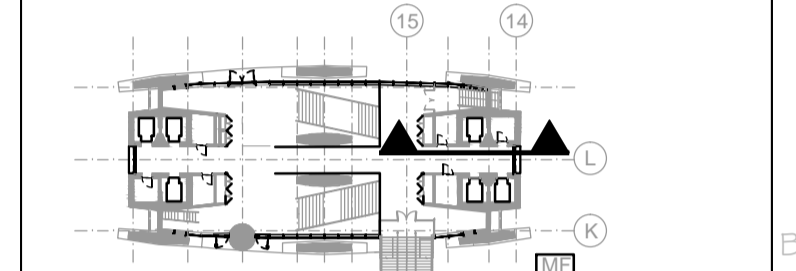
Based on CONRAN+PARTNERS drawings:
2332-(42)-071_C6, 2332-(24)-161_C3,
2332-(24)-162_C3, 2332-(25)-707_C1,
2332-(25)-721_C5, 2332-(25)-720_C3,
2332-(25)-520_C1, 2332-(25)-521_C1,
2332-(25)-522_C1, 2332-(25)-523_C1,
2332-(25)-525_C1, 2332-(76)-021_C1,
2332-(21)-502_C3, 2332-(42)-022_C1,
2332-(76)-005_C2, 2332-(24)-102_C1,
L10/650A_C2, H51/110A_C3,
Based on FLOWMAN CRAVEN drawings:
30879-00GF-01_E, 30879-0GMF-01_E,
30879-00GE-01_D

Based on OTIS & Grontmij drawings:
F601-GG-CPT-XX-2111_F,
F601-GG-CPT-XX-3111_F, (106610TT/6102_12)
Based on Glassolutions & a+b facades drawings:
D803-21-CPT-00-105, D803-21-CPT-00-207,
D804-21-CPT-00-113_D

Note:
All panels to be 20mm thick unless noted otherwise.

ALL STRUCTURAL WALL, BEAMS, COLUMNS AND PARTY WALLS, REQUIRE SITE VERIFICATION.

KEY PLAN



KEY

- Movement Joint
- Rebate
- Corner
- Elevation Number: 1/2
- Stone Number
- Stone panel will be oversized to be cut to suit on site
- Stone panel will be cut to suit on site

03	Updated with the Architect's comments: 7mm gap to lift architrave and Stone panels; Notes added; SI indicator amended; DRGs refer updated; ceiling level changed; Section 3-3 changed; FSAL removed. Architect's notes added.	MKS	MG	28:04:17
02	DRGs refer added: Movement Joint changed from 6mm to 3mm. Panels changed size and detail added; notes changed; Rebate deleted near window and panels oversize dimensions; Rebate changed near louvre; Window updated; Lift bottom & light face plates added; soffits panels oversized.	MKS	MG	31:03:16
01	Updated with the Architect's comments: Panels, return stones and soffit changed width; FSAL added; Main heights reduced; lift ramps added; internal birth mouth paints changed to 6x6mm; Window coordinated with survey; Rebate in panels near window opening stones faces changed; references drawing updated; Key note added; Layout changed; Nos added.	MKS	MG	08:02:16
00	FIRST ISSUE	MKS	MG	20:10:16
Rev	Revision details	Drawn by	Check	Data

Client: **Almacantar**
Contractor: **Multiplex**
HARRISON GOLDMAN
DESIGN CONSULTANTS
Airport House
Purley Way
Croydon - Surrey CR0 0XZ
Tel: 020 8683 4777
e-mail: enquiries@harrisongoldman.com

HG Drawing No.: C5527-HG-N201

Project	Centre Point London		
Drawing Title	Stone Layout part 1 - Lift Lobby Mezzanine Floor - North Core		
Status: Construction	Date: 20/10/2016	Scale: 1:20@A1	
Job No.: 658	Drawn by: MKS	Checked: MG	
Origin	CISFB	Building Code	Level
H1312	21	CPT	M
Code		Series	Revision
		100	03