


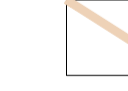



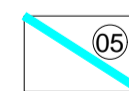
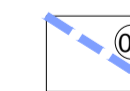




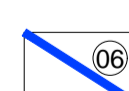

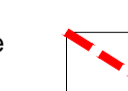
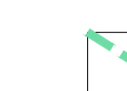

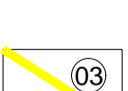
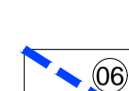
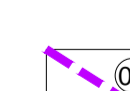
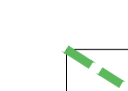
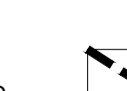
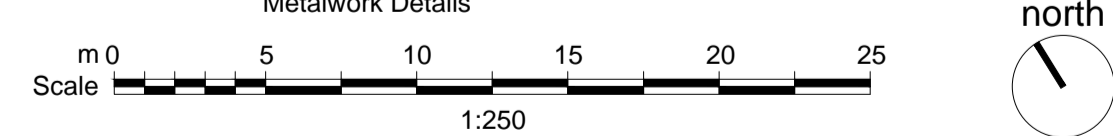


- | | | | | | |
|---|---|---|---|---|--|
|  Boundary Type 1 Proposed 1.1m high Black Metal Heritage Style Railing |  Boundary Type 4 Proposed 1.8m high Close Board Timber Fence |  Boundary Type 7 Proposed Limestone Clad Walls Various height, with 1.1m high Glass Balustrade to Architect's details |  Boundary Type 10 Proposed Retaining Wall Various height, brick faced with silver granite coping & 1.1m high Black Metal Heritage Style Balustrade with Glazed Infill Panels to Architect's details |  Boundary Type 12 Proposed 2.0m high Rendered Block Wall with Metal Gate to Architect's details |  Boundary Type 16 Proposed 1.1m Metal Post & Strained Wire Fence |
|  Boundary Type 2 Proposed Brick Retaining Wall with 1.1m high Black Metal Plain Style Balustrade to Architect's details |  Boundary Type 5 Existing Heritage Boundary Wall to be removed and rebuilt to Architect's specification |  Boundary Type 7a Proposed Limestone Clad Walls Various height, with offset 1.1m high Strained Wire Fence |  Boundary Type 11 Proposed Retaining Wall Various height, brick faced with silver granite coping & 1.1m high Black Metal Plain Style Balustrade |  Boundary Type 13 Proposed 1.8m high Obscured Glass Privacy Screen to Architects Detail |  Gate Type 1 Gate to Match Associated Boundary Type |
|  Boundary Type 2a Proposed Brick Retaining Wall with 1.1m high Black Metal Heritage Style Balustrade to match existing to Architect's details |  Boundary Type 6 Existing Heritage Railings to be refurbished and retained - Refer to Architect's details |  Boundary Type 8 Existing Brick Retaining Wall with Concrete Coping Top of wall approx 1m high from paving level, with addition of 200mm high Black Metal Rail to provide Part K compliance |  Boundary Type 11a Proposed Retaining Wall Various height, brick faced with silver granite coping & 1.1m high Black Metal Heritage Style Balustrade |  Boundary Type 14 Proposed 1.1m high Pond Guard Rail |  Gate Type 2/3 Metal Gates with Custom Style and Size to Architect's Details. Can be New or Conservation of Existing, to Match Accordingly with Existing or Associated Architectural Metalwork Details |
|  Boundary Type 3 Hand/Guard Rails at Steps Black Metal Plain Style Rail/Balustrade |  Boundary Type 6a Proposed Brick Retaining Wall with New Metal Railing to Match Existing Heritage Railings - Refer to Architect's details |  Boundary Type 9 Proposed Brick Faced Wall with Silver Granite Coping, & 1.1m high Glass Balustrade to Architect's details |  Boundary Type 11b Proposed Retaining Wall Various height (max . 600mm), brick faced with silver granite coping |  Boundary Type 15 Architectural Balustrades (not limited to locations shown) Refer to Architect's details | |



fabrik

Lenten House
16 Lenten Street
Alton
Hampshire
GU34 1HG

T: 01420 593250
E: alton@fabrikuk.com
W: www.fabrikuk.com

MOUNT ANVIL	
NO COMMENT	A STATUS A
MINOR COMMENTS	B STATUS B
REVISED DRAWING TO FOLLOW	C STATUS C- REJECTED
DATE:	
REVIEWED BY:	

T1	10.03.17	Issued for Tender Information
P02	27.10.16	Issued for Information
P01	20.10.16	Issued for Information
No.	Date	Reason
Revisions		

- External References:**
- fabrikWorking\AutoCAD\D2280 working 100.dwg
 - Tree Survey\recvd-15-04-08\09166 Draft Impact Assessment rev Slab.dwg
 - fabrikWorking\AutoCAD\wref based\D2280 node_xref.dwg
 - Architect\recvd-14-11-26\157780 OS map.dwg

NB	JR	
HvK	NB	
HvK	NB	
Drawing Checked		

Project
Kidderpore Avenue, Hampstead for Mount Anvil

Drawing
Boundaries and Enclosures Plan

Scale
1:250 @ A1

Date
Mar '16

Checked
NB

Drawn
HvK

Drawing No.
9300-DRG-PE003

Revision
T1

- | | |
|---|--|
| <input type="checkbox"/> Preliminary | <input type="checkbox"/> Issued for Design/Information |
| <input type="checkbox"/> Issued for Planning Approval | <input type="checkbox"/> Issued for Tender |
| <input type="checkbox"/> Issued for Construction | <input type="checkbox"/> As Built |
- Drawing sheet size - A1
Copyright Reserved ©