




-  EXISTING ADJOINING STRUCTURE
-  PROPOSED ADJOINING STRUCTURE
-  HEAVE PROTECTION

SECTION D-D
SCALE 1:50


NOTES:
DRAWING TO BE READ IN CONJUNCTION WITH ALL ARCHITECTS AND SERVICES ENGINEERS' DRAWINGS, AND ALL OTHER RELEVANT INFORMATION.
ANY DISCREPANCIES TO BE BROUGHT TO THE ATTENTION OF EDGE STRUCTURES LTD.
DO NOT SCALE FROM THE DRAWING. USE FIGURED DIMENSIONS ONLY.
THE CONTRACTOR IS TO VERIFY ALL DIMENSIONS ON SITE BEFORE COMMENCING ANY WORK OR PREPARING ANY SHOP DRAWINGS.
WORK AND MATERIALS TO BE IN ACCORDANCE WITH CURRENT BUILDING REGULATIONS AND BRITISH STANDARDS.
THIS DRAWING REMAINS THE COPYRIGHT OF EDGE STRUCTURES LTD.
THIS DRAWING IS BASED ON INFORMATION PROVIDED BY BB PARTNERSHIP ARCHITECTS.

P1	FIRST ISSUE: PRELIMINARY	DF	TB	08.03.2017	
REV	DESCRIPTION	DR	CH	APP	DATE
DF					MARCH 2017
DRAWN BY		CHECKED BY	APPROVED BY	DATE	
DF				MARCH 2017	
SCALES @ A1 1:50		ISSUING OFFICE LONDON			
SCALES @ A3 1:100		FILE 99-203 Single Basement (AOD).dwg			

RESTRICTIONS
PRELIMINARY

PROJECT
46 AVENUE ROAD
LONDON NW8
REFURB & BASEMENT WORKS:

TITLE
STRUCTURAL PROPOSALS
SECTIONS 2 OF 2



edge structures ltd
London • Leeds
Phoenix Yard
69 Kings Cross Road
LONDON, WC1X 9LL
t: 020 7239 4950
f: 020 7239 4951
e: info@edgestructures.com

JOB NUMBER 1147	DRAWING NUMBER 203	REVISION P1
--------------------	-----------------------	----------------

p11147-46 avenue road_m05102 drawings & issue sheets\log\working drawings