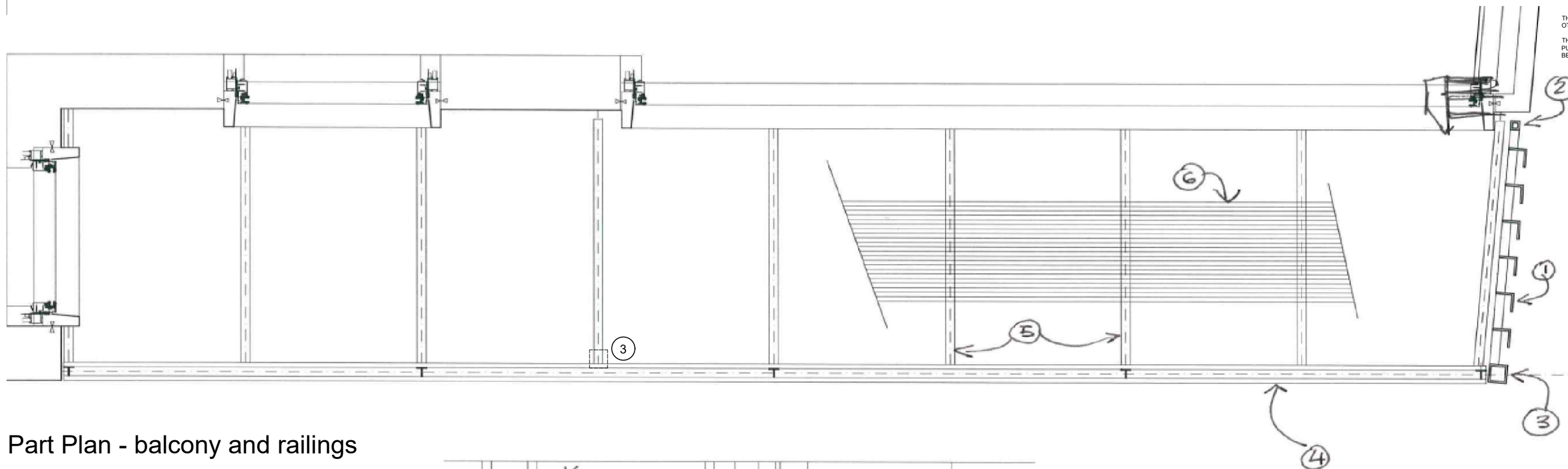
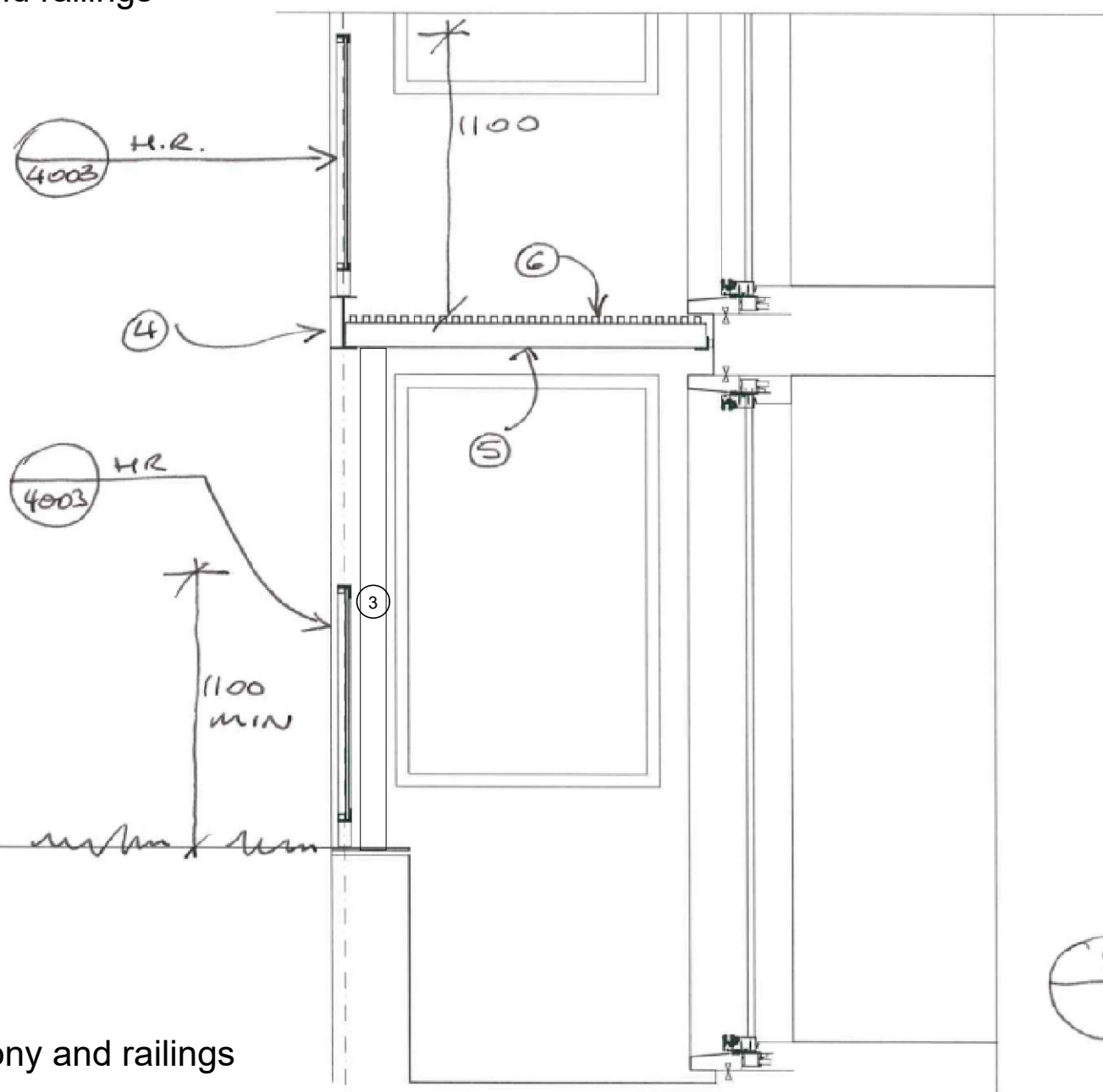


NOTE

THIS DRAWING IS TO BE READ IN CONJUNCTION WITH ALL OTHER RELEVANT DRAWINGS AND SPECIFICATIONS
 THIS DRAWING HAS BEEN PREPARED FOR IDENTIFICATION PURPOSES ONLY. VERIFICATION OF DRAWN INFORMATION TO BE CARRIED OUT BY CONTRACTOR PRIOR TO OTHER USE.



Part Plan - balcony and railings

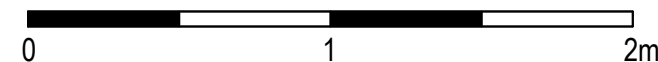


Part Elevation - balcony and railings

① PLAN

- ① 100X100MM RSA TO DETAIL APPROVED BY DESIGN OFFICER
- ② 50X50MM RHS FRAME
- ③ 100X100MM RHS POST SUPPORTING
- ④ BEAM (NOM 205X102) TBC BY STRUCTURAL ENGINEER
- ⑤ SECONDARY BEAMS (NOM 102X51) SAT ON SUPPORTS SPACED OFF WALL
- ⑥ ORSOGRIL (LANG+FULTON) BARROT GRILLE DECK OR SIMILAR

② SECTION



CONSTRUCTION

B - Drawing text updated	20/04/17
A - Detail updated and scale added	04/04/17
rev	

STEVEN ADAMS RIBA ARCHITECTS

28b ENGLANDS LANE
 LONDON NW3 4UE
 Tel 020 7722 7664
 Fax 020 7722 7652

project	no
17 Goldington Crescent	000
London NW1 1UA	
drawing	no
PROPOSED SKETCH DETAILS	DT 03 /B

scale	date	drawn	checked
1:25 @A3	08.08.16	RE	SAA