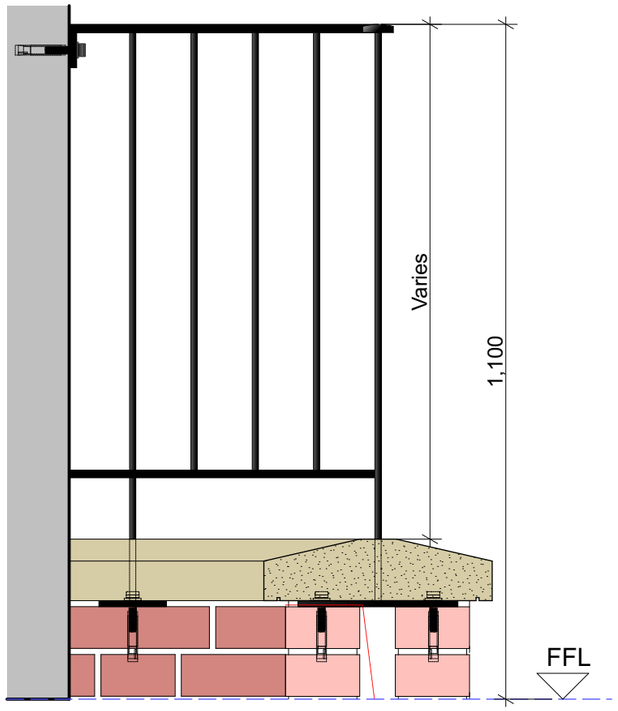

BT3F New Handrail - SK & LY 1:10

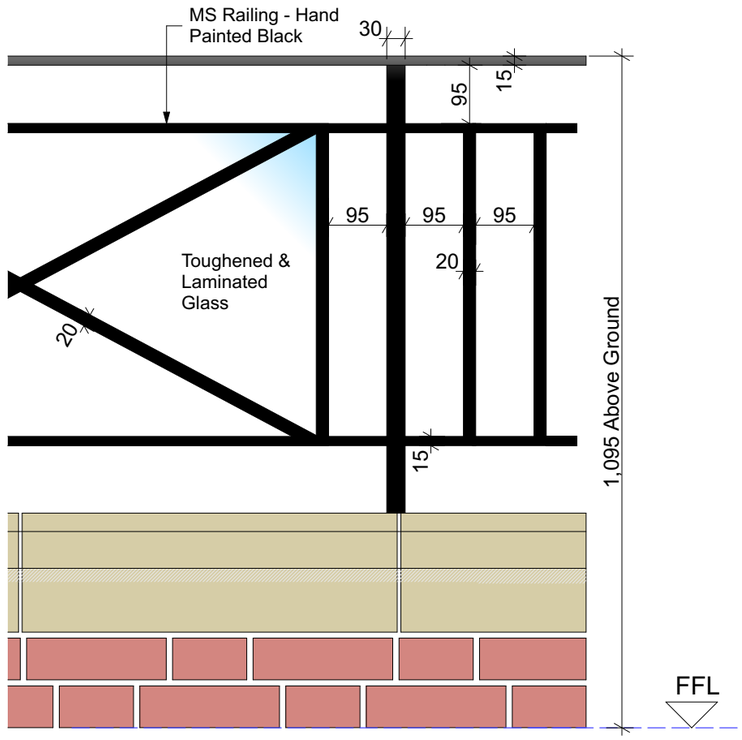

BT3G MH New Lightwell Railings 1:10

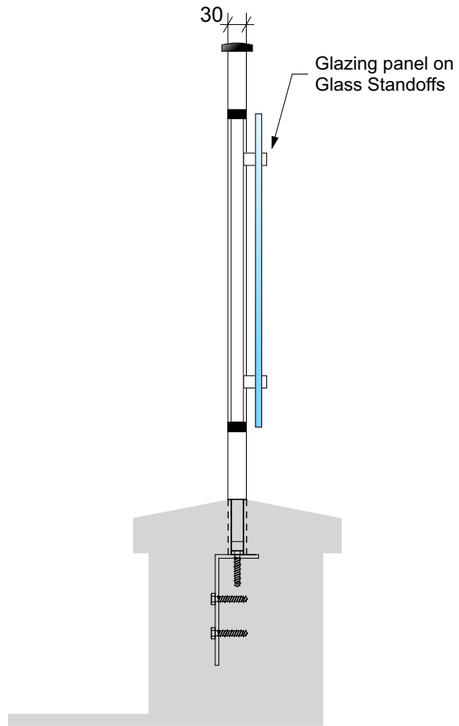

BT3G MH New Lightwell Railings (Section) 1:10



BT3H New Balconies & Terraces - DB, MW,BH & SK 1:10



BT3J New Juliette Railing - LY 1:10

0 10 25 50mm

DIMENSION AT ORIGINAL SHEET SIZE

Contractors must check all dimensions on site. Only figured dimensions are to be worked from. Discrepancies must be reported to the Architect before proceeding.© This drawing is Copyright

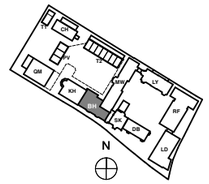

KEY PLAN

Note:
Railing generally to be a min 1100mm above ground level.

FOR TENDER

	REVISION	DR'N	CH'KD	DATE
T1	First Issue	GC	TW	08/08/2016
T2	Additional Information Added	KrC	TW	20/02/2017

A&Q PARTNERSHIP

CLIENT
MOUNT ANVIL LTD

PROJECT
KIDDERPORE AVENUE

DRAWING
Generally Applicable
Typical Heritage Metalwork Details

SCALE 1:10 @ A3
DATE 2017

DRAWING No. 15 230 9000-DRG-16GN- DE004
DRAWN BY GC
REV T2

A&Q PARTNERSHIP (LONDON) LTD
THE LUX BUILDING, 2-4 HOXTON SQUARE, LONDON N 1 6 NU
Tel: 020 7613 2244 Fax: 020 7613 2642 Email:london@aqp.co.uk
ARCHITECTURE DESIGN MASTERPLANNING INTERIORS