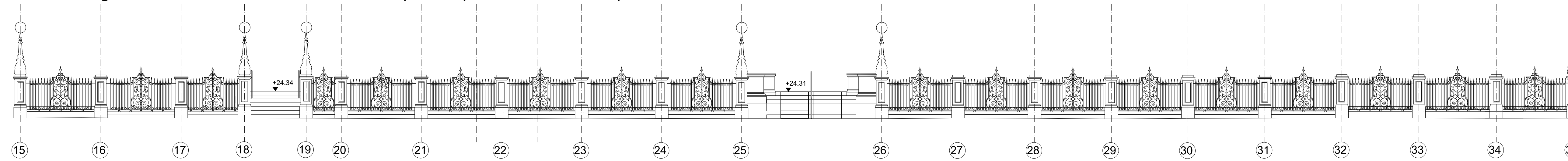
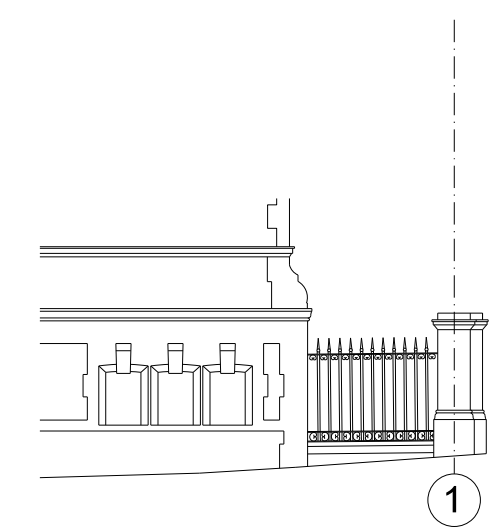


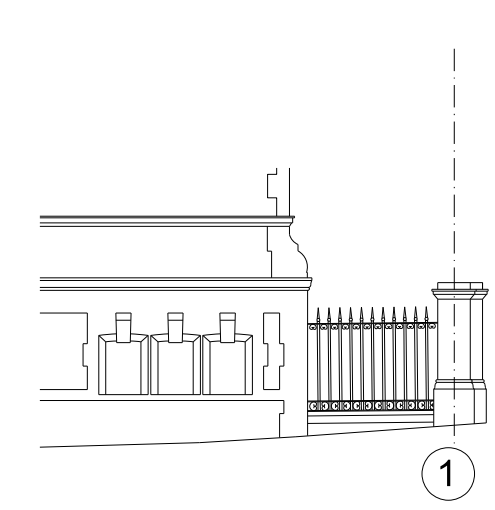
Existing Front Elevation to Russell Square (West Elevation)



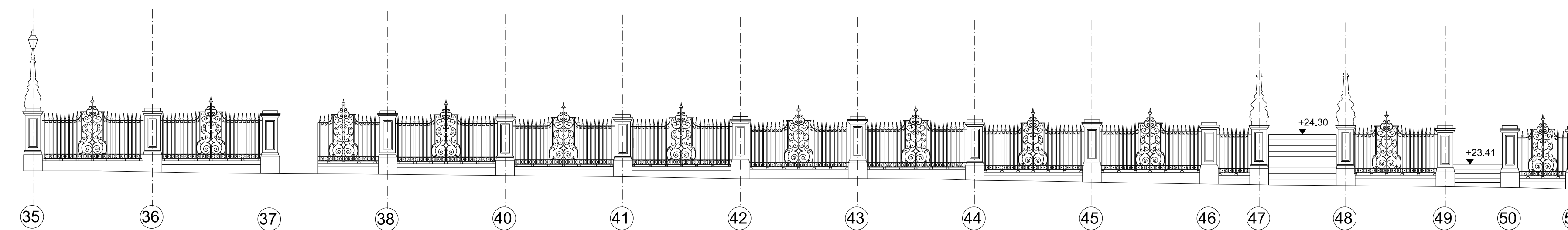
Proposed Front Elevation to Russell Square (West Elevation)



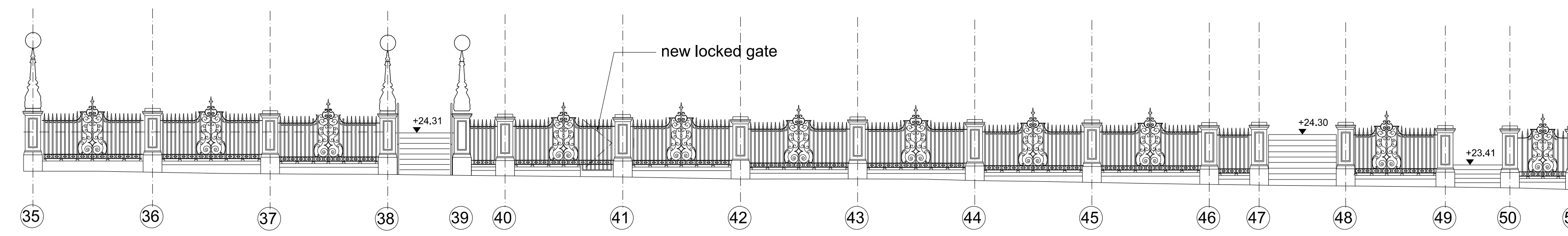
Existing Rear Elevation to Herbrand Street (East Elevation)



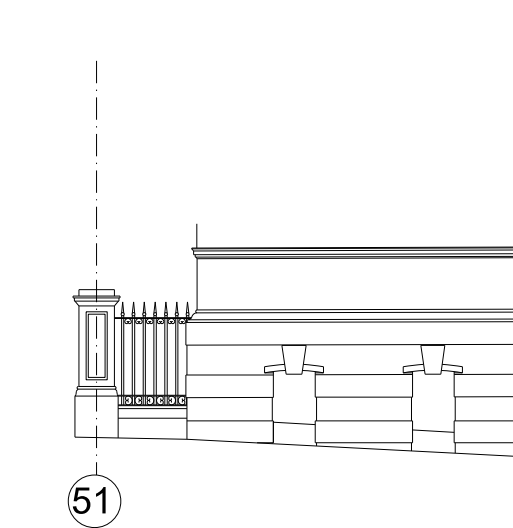
Proposed Rear Elevation to Herbrand Street (East Elevation)



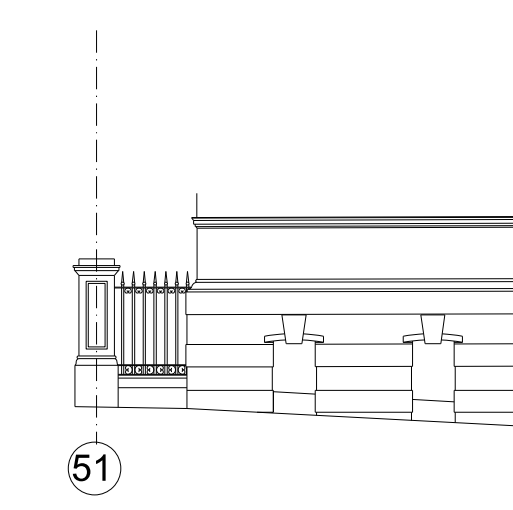
Existing Side Elevation to Guilford Street (South East Elevation)



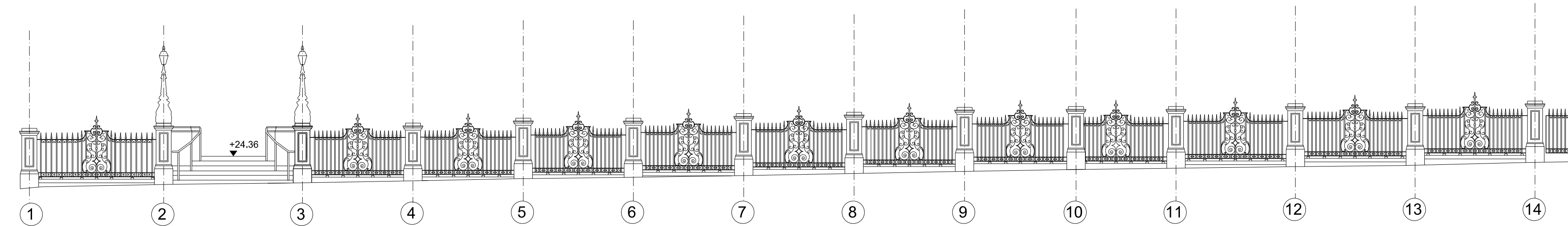
Proposed Side Elevation to Guilford Street (South East Elevation)



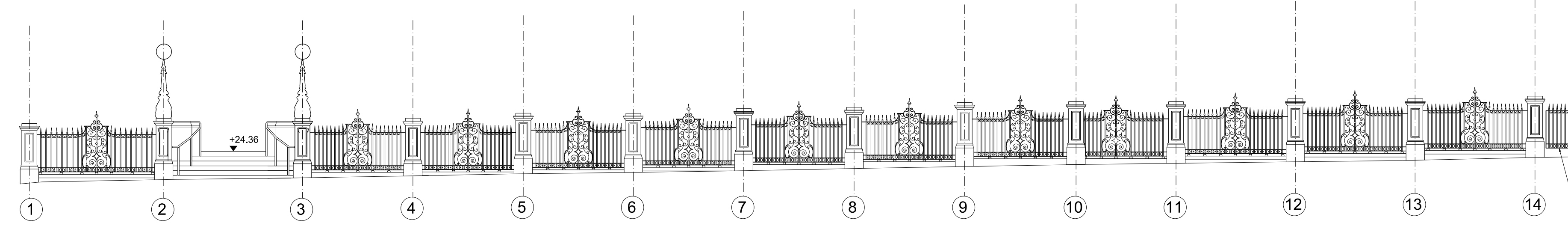
Existing Rear Elevation to Herbrand Street (East Elevation)



Proposed Rear Elevation to Herbrand Street (East Elevation)



Existing Elevation to Bernard Street (North East Elevation)



Proposed Side Elevation to Bernard Street (North East Elevation)

Existing gate to be adapted to receive new ironmongery for escape/fire brigade access

Keyplan	North
Notes: 1. Do not scale 2. Contractor to Check all dimensions and report omissions and errors to the Architect	

A. ISSUED FOR PLANNING	15.05.15 DB
No. Revision	Date Initial Chkd

GENERAL NOTES:  
1. THIS DRAWING TO BE READ IN CONJUNCTION WITH STONESTWEST SCHEDULES AND METHOD STATEMENT FOR REPAIR WORKS AND NEW PLINTHS.

**EPR architects**  
30 Millbank  
London SW1P 4DU  
+44 (0) 20 7932 7600  
www.epr.co.uk

Russell Hotel  
Bloomsbury

External Ground Floor Balustrade  
Schedule of Works

PLANNING	1:100 @ A0	11.04.17
Project No	Type Bldg Number Zone/Lvl	Rev
10089 - T - 01 - 9022 - Z00		A