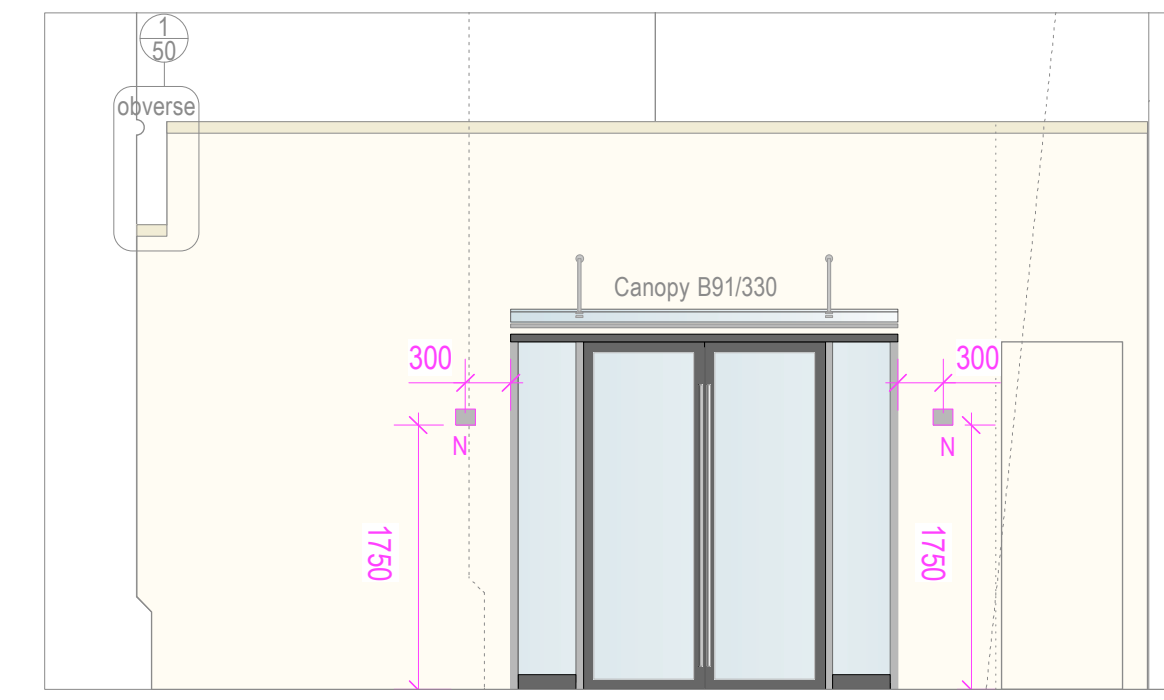


Proposed External Lighting



EXTERNAL LIGHTING ELEVATION OF ANNEXE

Type L - recessed pathway lights

Logic F1 by Deltalight


CRI CRI 80
Colour temp Warm White (+3000K)
LED Technics (light source) 45 lm // 75 lm/W
LED Technics (luminaire) 3 lm // 1 W // 2 lm/W
Electrical 24V-DC
Class Class III



Type K - cross washer

Logic R 3030 by Deltalight

CRI CRI 80
Colour temp Warm White (+3000K)
LED Technics (light source) 703 lm // 6 W // 113 lm/W
LED Technics (luminaire) 610 lm // 7 W // 86 lm/W
Electrical 100-240V / 50-60Hz
Class Class II



Type J - wall washer

Logic R Wallwash by Deltalight

CRI CRI 80
Colour temp Warm White (+3000K)
LED Technics (light source) 703 lm // 6 W // 113 lm/W
LED Technics (luminaire) 436 lm // 7 W // 61 lm/W
Electrical 100-240V / 50-60Hz
Class Class II



Type M - courtyard spots

Kix 3030 by Deltalight

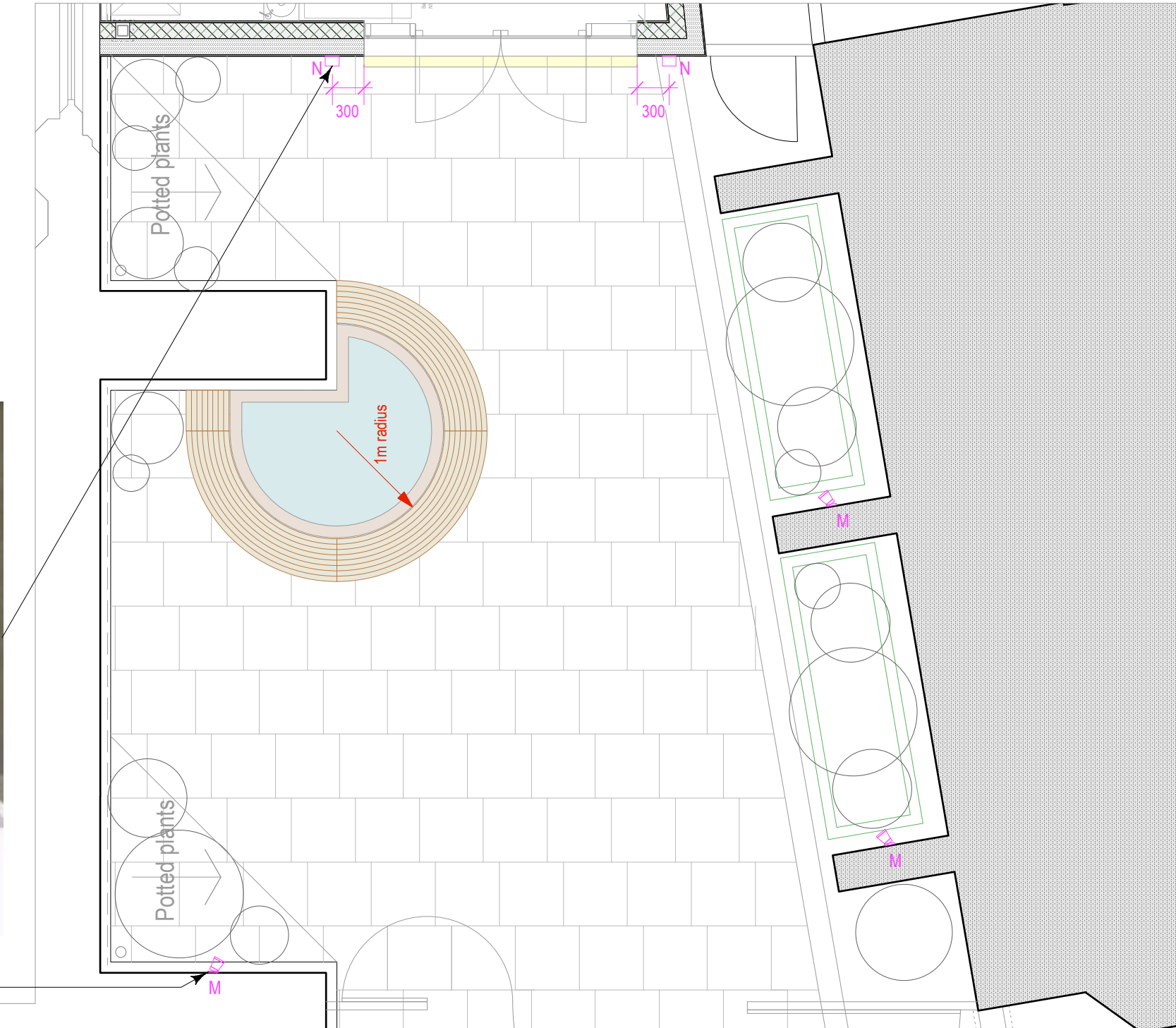
CRI CRI 80
Colour temp Warm White (+3000K)
LED Technics (light source) 703 lm // 6 W // 113 lm/W
LED Technics (luminaire) 610 lm // 7 W // 86 lm/W
Electrical 100-240V / 50-60Hz
Class Class II



Type N - wall wights

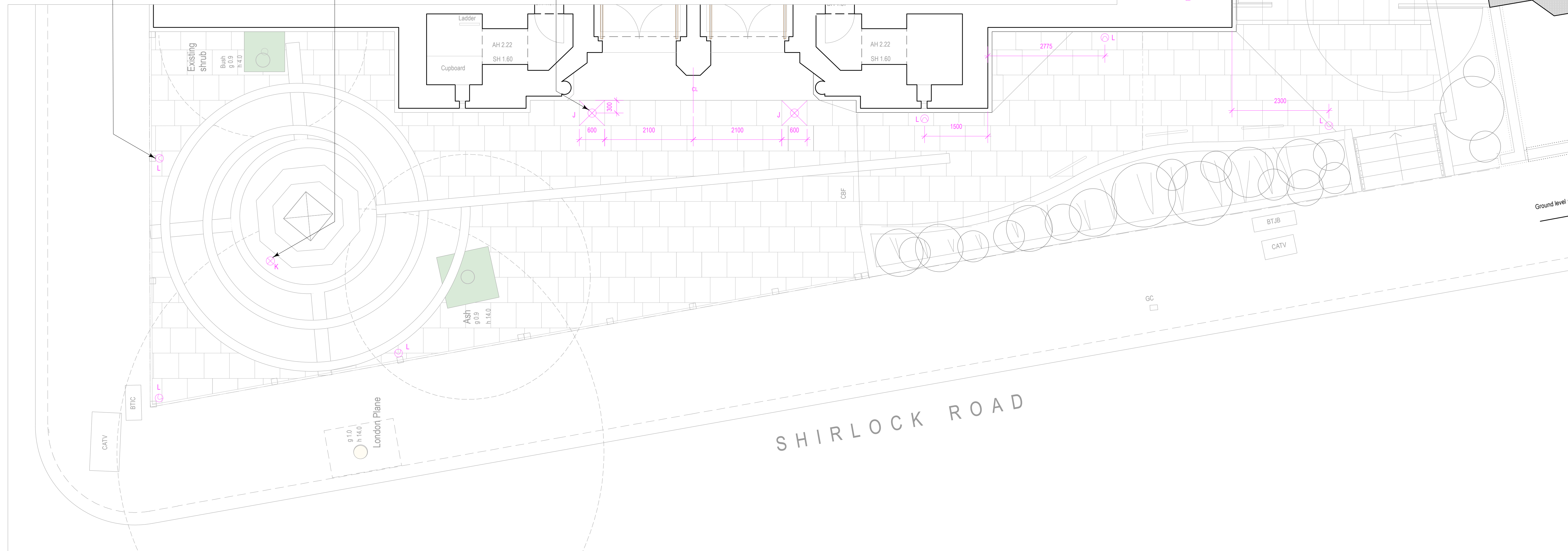
Tiga LED by Deltalight

CRI CRI 80
Colour temp Warm White (+3000K)
LED Technics (light source) 680 lm // 7 W // 95 lm/W
LED Technics (luminaire) 443 lm // 8 W // 55 lm/W
Electrical 100-240V / 50-60Hz
Class Class II

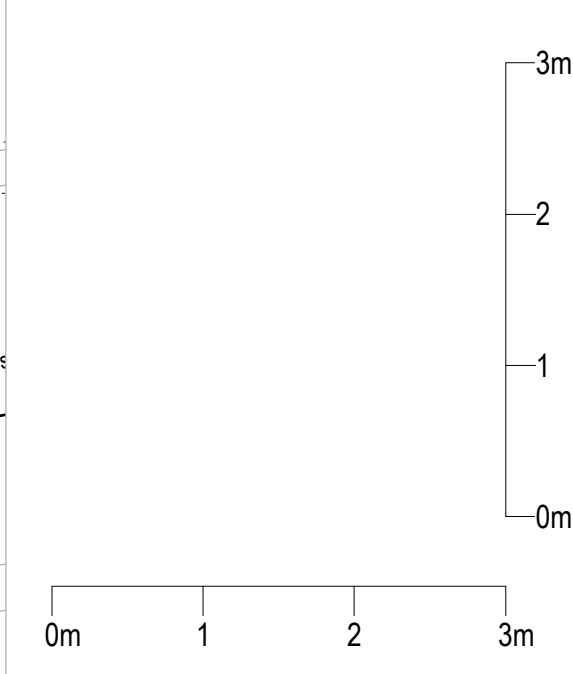


Lighting Key

- Fixtures by Deltalight:
 J Logic R wall wash
 K Logic R 3030 cross washer
 L Logic F1 pathway lights
 M Kix courtyard spots
 N Tiga wall lights



EXTERNAL LIGHTING PLAN



Revisions
 Do not scale from drawings. Report all discrepancies to hmdw Architects and seek clarification before proceeding.
 hmdw architects ltd
 16 Swains Lane
 London
 N6 6DS
 Tel: 020 7267 8855
 Fax: 020 7267 4448
 www.hmdw-architects.co.uk
 Project
 All Hallows, Gospel Oak
 Community Access Project
 Drawing
 External Lighting
 as Proposed
 Scale 1:50@A1, 1:100@A3 Date 12.04.17
 Job No. - 344-01 056 Dwg. No. Revision MFG NW
 DRAWN FOR PLANNING