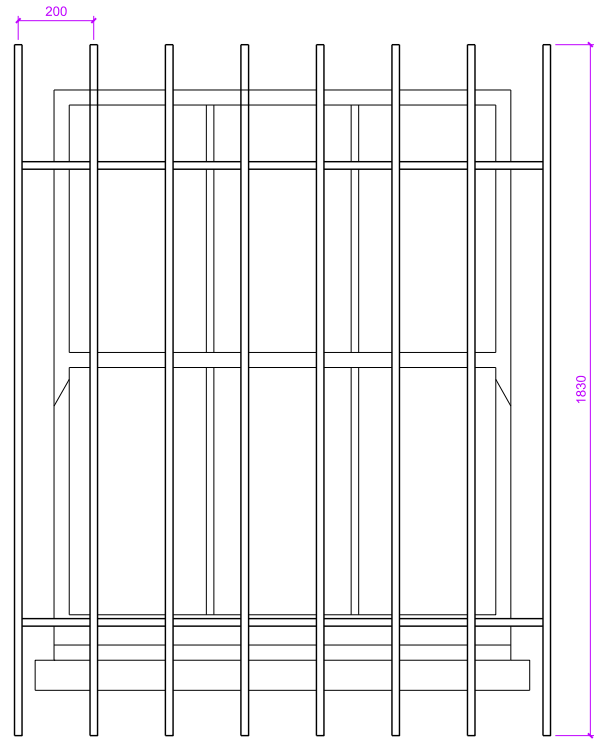




THIS DRAWING IS PROTECTED BY COPYRIGHT AND MUST NOT BE COPIED OR REPRODUCED WITHOUT THE WRITTEN CONSENT OF CHRIS DYSON ARCHITECTS LIMITED. NO DIMENSIONS ARE TO BE SCALED FROM THIS DRAWING. ALL DIMENSIONS AND LEVELS TO BE CHECKED ON SITE. NORTH POINTS SHOWN ARE INDICATIVE.

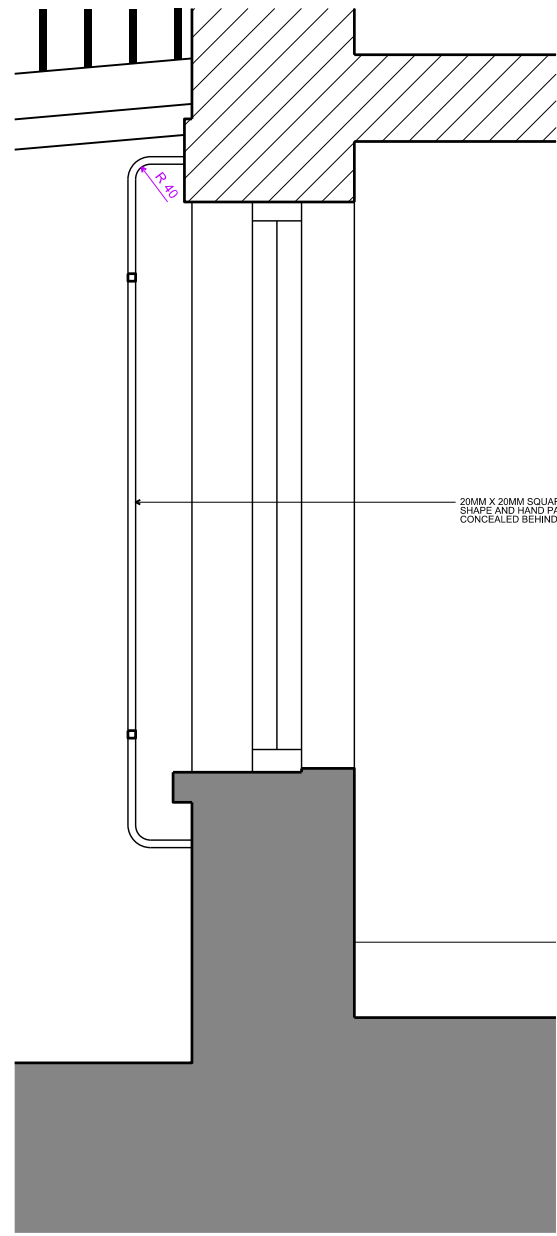
SITE SPECIFIC HAZARDS

IN ACCORDANCE WITH THE REQUIREMENTS OF THE CONSTRUCTION (CIVIL) REGULATIONS 2007 THE FOLLOWING SIGNIFICANT RESIDUAL HAZARDS HAVE NOT BEEN DISREGARDED OUT OF THIS PROJECT AND MUST BE TAKEN INTO CONSIDERATION BY CONTRACTORS PLANNING TO UNDERTAKE THE WORKS SHOWN ON THIS DRAWING:



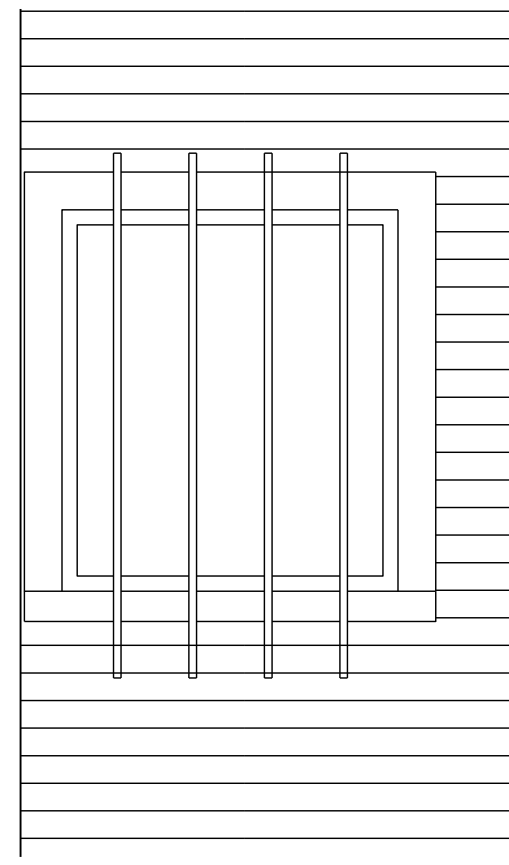
**01** PROPOSED SECURITY GRILLE BASEMENT FRONT

0 1 2 3 4 5 6 7 8 9 1M  
SCALE IN METRES @ 1:10

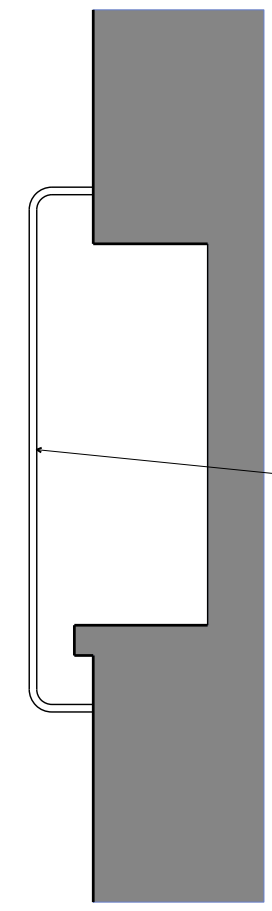


**02** PROPOSED SECURITY GRILLE SECTION BASEMENT FRONT

20MM X 20MM SQUARE SECTION CAST IRON BARS, BENT TO SHAPE AND HAND PAINTED IN GRAY PAINT. FIXING POINT CONCEALED BEHIND RENDER.



**03** PROPOSED SECURITY GRILLE SECTION FIRST FLOOR SIDE



**04** FIRST FLOOR GRILLE SECTION

20MM X 20MM SQUARE SECTION CAST IRON BARS, BENT TO SHAPE AND HAND PAINTED IN GRAY PAINT. FIXING POINT CONCEALED BEHIND RENDER.

00	11.04.17	PLANNING	
REV	DATE	NOTES	INIT.
PROJECT			
51 SIDMOUTH STREET WC1H 8JX			
DRAWING TITLE			
PROPOSED SECURITY GRILLE DETAILS			
STATUS PLANNING			
DATE	DRAWN	CHECK	SCALE @ A1 1:10
JAN 17	-	GP	SCALE @ A3 1:20
PROJECT NUMBER	UNIT / BLOCK	CL/SFB CODE	TYPE & REVISION NUMBER LETTER
0354	A	1402	00