

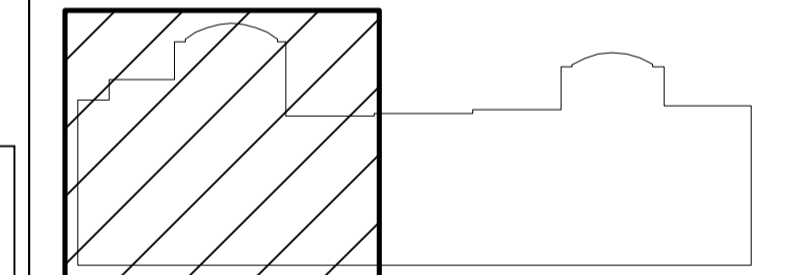
Xref(s):
N/A

- Notes:
- THIS DRAWING INDICATES ENGINEERING SERVICES INSTALLATION WORK ONLY AND MUST NOT BE TAKEN AS ACCURATELY REPRESENTING ANY OTHER DETAIL.
 - THIS DRAWING SHOWS THE DESIGN INTENT AND MUST NOT BE USED FOR INSTALLATION PURPOSES.
 - ALL SETTING OUT SHALL BE AGREED WITH THE ARCHITECT AND ENGINEER PRIOR TO INSTALLATION.
 - KITCHENS WILL BE REPLACED. CONTRACTOR IS TO INSTALL NEW LV DISTRIBUTION/CIRCUITS/SOCKETS TO SUIT KITCHEN ARRANGEMENT. SEE DRAWINGS 1629-ES-201 SERIES.
 - KITCHEN ACCESSORY POSITIONS TO BE AS PER ARCHITECTS LAYOUT DRAWINGS.
 - NEW CIRCUITS TO BE PROVIDED FOR THE FOLLOWING:
• NEW OVEN SUPPLIES TO KITCHENS - 32A RCB0'C' RADIAL 10mm².
 - KITCHEN TO HAVE 'COOKER MISERS' INSTALLED LINKED TO COOKER SWITCHES FAN SWITCHES, COOKER HOOD FANS AND ADJACENT SOCKET OUTLETS. REFRIGERATOR CIRCUIT TO BE SEPARATE AND NOT CONNECTED TO COOKER MISER.
 - ALL COOKER HOODS TO BE ALTERED BY ELECTRICAL CONTRACTOR TO PASS THE FAN CONTROL SWITCH.
 - KITCHEN SOCKET OUTLETS EXCEPT FOR THE REFRIGERATORS TO BE RCD PROTECTED. TWIN MK 6K231 WHI OR SIMILAR FCU'S COOKER SWITCHES AND OTHER SOCKETS TO BE SAME RANGE. FCU'S FOR REFRIGERATORS TO BE KEY SWITCHED AND ENGRAVED.
 - ALL WIRING TO BE LSOH SINGLES DRAWN INTO EXISTING OR NEW HG STEEL CONDUITS.
 - IN ADDITION TO WHERE NEW LIGHT FITTINGS WILL BE INSTALLED, ALL OTHER CEILING MOUNTED EQUIPMENT, E.G. FIRE ALARM DEVICES ARE TO BE REMOVED TO ALLOW DECORATIONS OR INSTALLATION OF NEW CEILINGS AND REINSTATED AFTERWARD. IF CEILINGS ARE LOWERED OR SUSPENDED CEILINGS INSTALLED, ALLOW TO EXTEND EXISTING FIRE ALARM CONTAINMENT TO REACH NEW POSITIONS OF FA DEVICES.
 - NEW LIGHTING AND EMERGENCY LIGHTING TO BE INSTALLED IN EXISTING POSITIONS. CONTRACTOR IS TO SURVEY THE BUILDING AND SHOW PROPOSED POSITIONS OF ALL LUMINAIRES ON CONSTRUCTION DRAWINGS. FOR FM'S APPROVAL, BEFORE COMMENCEMENT OF LIGHTING WORKS.
 - ALL CORRIDOR LUMINAIRES AND EMERGENCY LIGHTING LUMINAIRES WHICH ARE RECESSED IN FIRE RATED CEILINGS TO BE PROVIDED WITH A FIRE HOOD. CONTRACTOR IS TO ASSUME THAT ALL CORRIDOR MF/MDF CEILINGS WILL BE FIRE RATED.
 - CONTRACTOR TO REPLACE ALL EXISTING EXIT OR DIRECTIONAL EXIT LUMINAIRES WITH LED EQUIVALENT. ALLOW 80% SURVEY EXISTING EXIT SIGNS AND ALL EXISTING EMERGENCY LIGHTING LUMINAIRES, STAND ALONE OR COMBINED WITH NORMAL LUMINAIRE & HIGHLIGHT THEM ON CONSTRUCTION DRAWINGS FOR FOWLER MARTIN'S APPROVAL, BEFORE COMMENCEMENT OF WORKS. FOR TENDER PURPOSES ALLOW 50% OF LUMINAIRES TO BE EMERGENCY VERSION, WITH EXCEPTION OF 'B', 'B1', 'B2', 'EN', 'EN'. ALLOW 60% STAND-ALONE 'E1' LUMINAIRES.

Revisions:

Ref.	Date	Description	By	App
T1	10-03-17	TENDER ISSUE	MT	SA

Location Plan:



Fowler Martin
1-3 Grange Court, The Limes,
Ingatesstone, Essex, CM4 0GS
T 01277 350 802
F 01277 355 826
E mail@fowlermartin.com
W www.fowlermartin.com

THE BRITISH ASSESSMENT BUREAU
ISO9001 ISO14001
CHARTERED BUILDING SERVICES ENGINEERS

Client:
UNIVERSITY COLLEGE LONDON
ESTATES
LONDON
WC1E 6BT

Project:
ARTHUR TATTERSALL HOUSE
119-125 GOWER STREET
LONDON
WC1E 6AP

SUMMER WORKS 2017

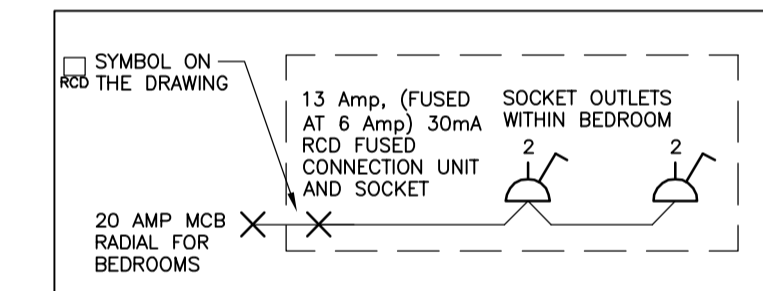
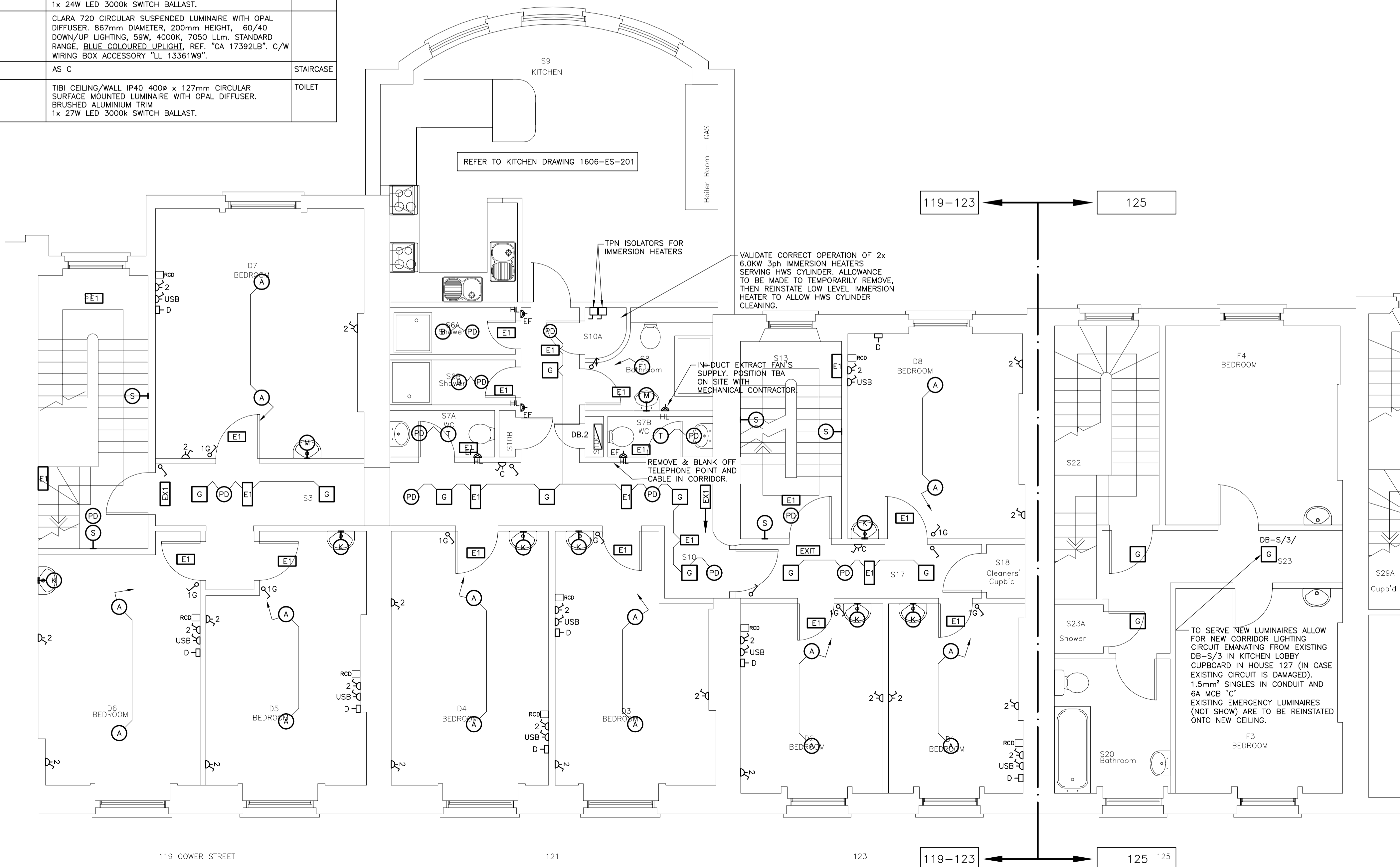
Title:
SECOND FLOOR
LIGHTING, EMERGENCY LIGHTING,
SMALL POWER AND DATA LAYOUT

Date:	08-02-2017	Designed by:	MT
Paper Size:	A1	Approved by:	SA
Scale:	1:50	Drawn by:	DV

REF.	MANUFACTURER	DESCRIPTION
PD1	EX-OR	SURFACE MOUNTED PIR DETECTOR, MLS2001CDRSM.
PD2	EX-OR	RECESSED PIR DETECTOR MLS2001CDRR

CONTRACTOR IS TO SEND LIGHTING DRAWINGS TO EX-OR'S LIGHTING CONTROL SPECIALIST FOR PRODUCING A QUOTATION AND ADVICE ON SELECTION OF REQUIRED DETECTORS, ACCESSORIES AND COMPONENTS.
JONATHAN SHARLOW, PROJECT ENGINEER
EX-OR LIGHTING CONTROLS, ESES DIVISION
HEAD OFFICE: +44 (0) 1942 719229, +44 (0) 7580 994488
EMAIL: JONATHAN.SHARLOW@HONEYWELL.COM

REF.	MANUFACTURER / PRODUCT	LUMINAIRE	ROOM
A	FAGERHULT	TIBI PENDANT IP20 400ø x 138mm CIRCULAR SUSPENDED LUMINAIRE WITH OPAL DIFFUSER. BRUSHED ALUMINIUM TRIM 1x 24W LED 3000K SWITCH BALLAST.	BEDROOM HIGH CEILING
A+	FAGERHULT	TIBI PENDANT IP20 600ø x 200mm CIRCULAR SUSPENDED LUMINAIRE WITH OPAL DIFFUSER. BRUSHED ALUMINIUM TRIM 1x 63W LED 3000K SWITCH BALLAST.	BEDROOM HIGH CEILING
B	CONCORD	MYRIAD V LED WHITE FINISH RECESSED LUMINAIRE LED LAMP, 2050671	SHOWER
C	FAGERHULT	TIBI CEILING/WALL IP40 400ø x 127mm CIRCULAR SURFACE MOUNTED LUMINAIRE WITH OPAL DIFFUSER. BRUSHED ALUMINIUM TRIM 1x 27W LED 3000K SWITCH BALLAST.	BEDROOM LOW CEILINGS
C+	FAGERHULT	TIBI CEILING/WALL IP40 600ø x 178mm CIRCULAR SURFACE MOUNTED LUMINAIRE WITH OPAL DIFFUSER. BRUSHED ALUMINIUM TRIM 1x 44W LED 3000K SWITCH BALLAST.	BEDROOM LOW CEILINGS
C2	FAGERHULT	BEEBLE, WALL MOUNTED LUMINAIRE, SEMI-ROUND SHAPE WITH SHADING AND SIDE, UP AND DOWN REFLECTION, 150MM H, 200MM W, 100MM D. IP20 LED, 400K, 480LM, 64845-402.	125 LOUNGE
D	THORLUX	JUBILEE LED 4000K LED JUB 16508	KITCHEN
E1	ADVANCED ELECTRONICS	LED-LITE SURFACE MOUNTED 3W LED, SELF CONTAINED 3 HOURS EMERGENCY LUMINAIRE, SQUARE, NON MAINTAINED, ADDRESSABLE IN WHITE WITH CORRIDOR LENS, LLED/NM3/P/SUR/C	ALL
EX1	ADVANCED ELECTRONICS	EXI-LED WALL MOUNTED 3 HOUR LED EMERGENCY EXIT LUMINAIRE, MAINTAINED, WITH WHITE FINISH, ELED/M3/P	ALL
F	THEHOMELIGHTINGCENTRE .CO.UK	FIRSTLIGHT BAR MODERN LED CEILING PENDANT IN WHITE FINISH. 175MM H, 105MM DIA.	KITCHEN
G	THORLUX	G4 SURFACE FITTING IN SILVER 4000k LED GF 15724	CORRIDOR
M	MK ELECTRIC	CLEAR SHARE 448x100x82.5mm (K70BWHI) SHOWER LIGHT WITH SOCKET AND PULL COORD. 1x 11W CFL.	BEDROOM SHOWER LIGHT
P	FAGERHULT	TIBI PENDANT IP20 400ø x 138mm CIRCULAR SUSPENDED LUMINAIRE WITH OPAL DIFFUSER. BRUSHED ALUMINIUM TRIM 1x 24W LED 3000K SWITCH BALLAST.	ENTRANCE HALL
PK	THORLUX	CLARA 720 CIRCULAR SUSPENDED LUMINAIRE WITH OPAL DIFFUSER. 867mm DIAMETER, 200mm HEIGHT, 60/40 DOWN/UP LIGHTING, 59W, 4000K, 7050 Lm. STANDARD RANGE, BLUE COLOURED UP LIGHT. REF. 'CA 17392LB'. C/W WIRING BOX ACCESSORY 'L1 13361W9'.	
S1	FAGERHULT	AS C	STAIRCASE
T	FAGERHULT	TIBI CEILING/WALL IP40 400ø x 127mm CIRCULAR SURFACE MOUNTED LUMINAIRE WITH OPAL DIFFUSER. BRUSHED ALUMINIUM TRIM 1x 27W LED 3000K SWITCH BALLAST.	TOILET



TYPICAL WIRING DIAGRAM FOR BEDROOM.

Legend:

- 20amp ONE WAY LIGHT SWITCH
- 6amp ONE WAY CEILING LIGHT SWITCH
- DENOTES NUMBER OF GANGS
- 'K' DENOTES NUMBER OF KEY SWITCHES
- 'Kd' DENOTES EMERGENCY LIGHTING TEST KEY SWITCH
- 'R' DENOTES RETRACTIVE LIGHT SWITCH
- 2 WAY LIGHT SWITCH
- INTERMEDIATE LIGHT SWITCH
- SURFACE MOUNTED/RECESSED COMPACT LUMINAIRE
- WALL MOUNTED LUMINAIRE
- SUSPENDED/SURFACE MOUNTED LINEAR LUMINAIRE
- PRESENCE DETECTOR
- DISTRIBUTION BOARD
- MAIN SWITCH PANEL
- SINGLE POLE SWITCH DISCONNECTION UNIT ('n' DENOTES RATING)
- SINGLE PHASE FAN ISOLATOR UNIT
- 13A SWITCHED SOCKET OUTLET ('n' DENOTES NO. OF GANGS)
- TWIN SURFACE USB SOCKET AS MK K2743 WHI
- 13A DOUBLE POLE SWITCHED FUSED CONNECTION UNIT WITH INDICATOR LAMP.
- UNSWITCHED FUSED CONNECTION UNIT WITH INDICATOR LAMP.
- FLEX OUTLET PLATE
- COOKER SWITCH
- DATA OUTLET
- 'n' DENOTES NO. OF MODULES
- TV AERIAL OUTLET
- RCD UNIT FOR BEDROOM SOCKETS
- COOKERMISER UNIT
- EXTRACT FAN
- FAN PIR SUPPLIED BY OTHERS
- PHOTO-CELL LIGHT SWITCH (EX-OR LTD)
- ACCESSORY TYPE SCHEDULE
- E_n EMERGENCY LIGHTING LUMINAIRE
- 'n' DENOTES TYPE. E.G. 1,2.
- EX1 EXIT EMERGENCY LIGHTING LUMINAIRE
- EX1 DIRECTIONAL EXIT EMERGENCY LIGHTING LUMINAIRE
- 'LL' DENOTES LOW LEVEL
- 'HL' DENOTES HIGH LEVEL
- 'CV' DENOTES CEILING VOID

119 GOWER STREET

121

123

119-123

125