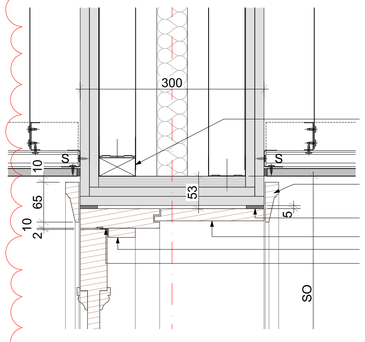

Refer to individual wall types for details of plasterboard

60x32mm timber batten fixed around opening

Architrave by WRP Timber Mouldings A979

Intumescent mastic seal

30mm Door Frame with extension to suit wall thickness by Ahmarra

44x15mm Door stop by Ahmarra

Combined smoke and acoustic seals by **Lorient** or similar approved to achieve minimum 30dB sound reduction to door set. Fire rating to minimum FD30S.

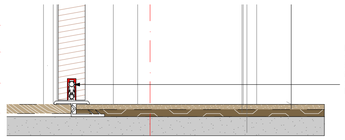

LS8001 rebated combined smoke and acoustic drop seal by **Lorient** or similar approved to achieve minimum 30dB sound reduction to door set. Fire rating to minimum FD30S.

SECTION DETAIL

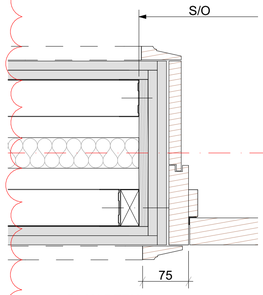

PLAN DETAIL

Door Type 01 - Typical Entrance Door - New Wall

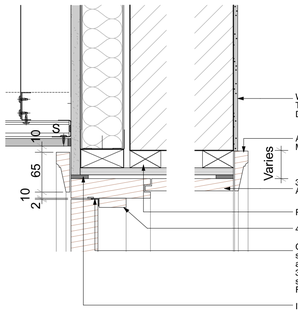

Wall finish varies. Refer to Wall Type Details 9000-DRG-00GN-DE030 to DE032

Architrave by WRP Timber Mouldings A979

30mm Door Frame with extension by Ahmarra

Packing

44x15mm Door stop by Ahmarra

Combined smoke and acoustic seals by **Lorient** or similar approved to achieve minimum 30dB sound reduction to door set. Fire rating to minimum FD30S.

Intumescant Mastic sealant

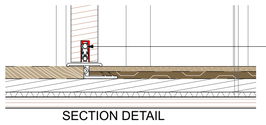

LS8001 rebated combined smoke and acoustic drop seal by **Lorient** or similar approved to achieve minimum 30dB sound reduction to door set. Fire rating to minimum FD30S.

SECTION DETAIL

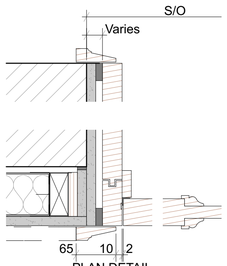

PLAN DETAIL

Door Type 01 - Typical Entrance Door - Existing Wall

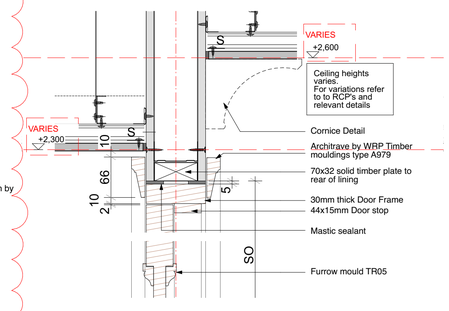

Ceiling heights varies. For variations refer to to RCP's and relevant details

Cornice Detail

Architrave by WRP Timber mouldings type A979

70x32 solid timber plate to rear of lining

30mm thick Door Frame

44x15mm Door stop

Mastic sealant

Furrow mould TR05

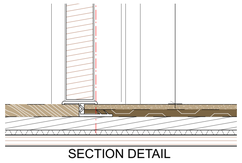

SECTION DETAIL

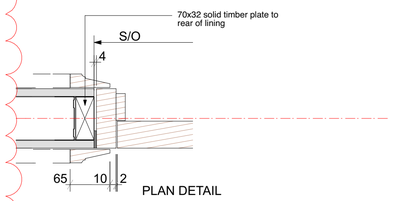

PLAN DETAIL

Door Type 02 - Typical Internal Door

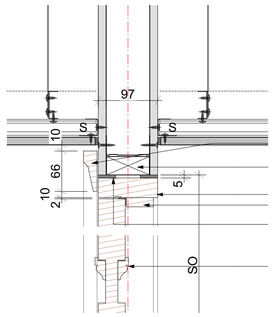

Architrave by WRP Timber mouldings type A979 to one side

70x32 solid timber plate to rear of lining

30mm thick Door Frame

44x15mm Door stop

Intumescent Mastic sealant

Furrow mould 6 (TR06)

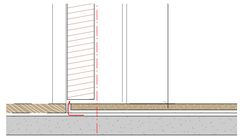

SECTION DETAIL

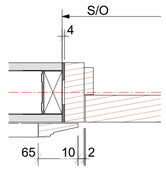

PLAN DETAIL

Door Type 04, 05 and 06 - Typical Utility/Store Internal Door

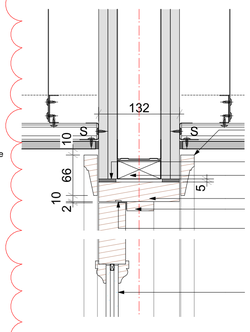

Architrave by WRP Timber mouldings type A979 to one side

Intumescent Mastic sealant

70x32 solid timber plate to rear of lining

30mm thick Door Frame

44x15mm Door stop

Smoke seals by **Lorient** or similar approved to achieve minimum fire rating - refer to Door schedules.

Glazing 7mm Pyrobelite glass with propriety intumescent glazing system and hardwood beads

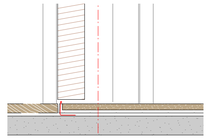

SECTION DETAIL

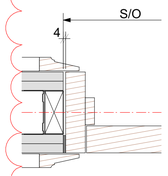

PLAN DETAIL

Door Type 10 - Typical Communal Corridor Door

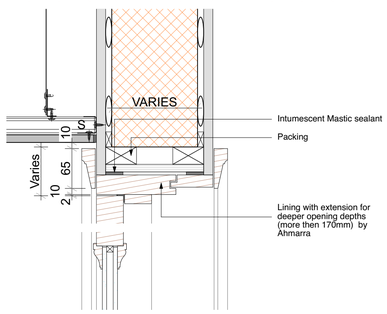

Intumescent Mastic sealant

Packing

Lining with extension for deeper opening depths (more then 170mm) by Ahmarra

SECTION DETAIL

Door Type 02 / 03 - Typical Door in Existing Wall

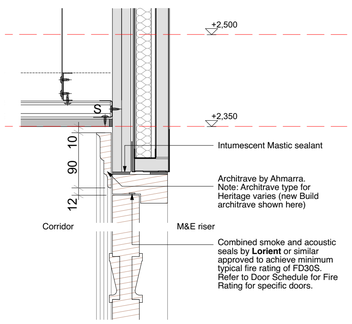

Intumescent Mastic sealant

Architrave by Ahmarra. Note: Architrave type for Heritage varies (new Build architrave shown here)

Combined smoke and acoustic seals by **Lorient** or similar approved to achieve minimum typical fire rating of FD30S. Refer to Door Schedule for Fire Rating for specific doors.

SECTION DETAIL

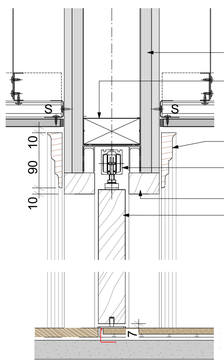

18mm Ply

92x42mm timber batten fixed around opening

Architrave by Ahmarra. Note: Architrave type for Heritage varies (new Build architrave shown here)

Selo Enigma Pocket door system complete with door jamb brushes, 'batwing' seals, soft closing mechanism and intermediate jambs.

34mm Door Lining

44mm Solid Core Door

SECTION DETAIL

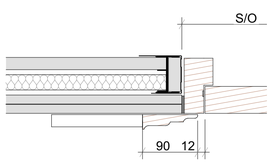

PLAN DETAIL

Door Types 09 and 11 - Typical Riser/Meter Door

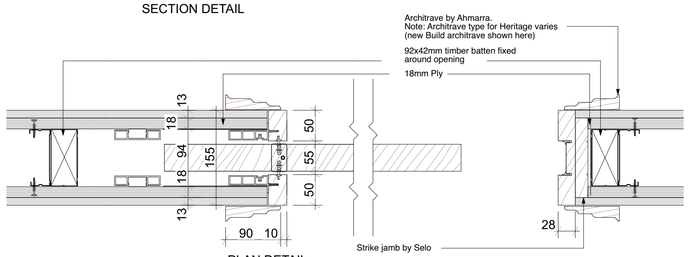

Architrave by Ahmarra. Note: Architrave type for Heritage varies (new Build architrave shown here)

92x42mm timber batten fixed around opening

18mm Ply

Strike jamb by Selo

PLAN DETAIL

Door Type 07 - Typical Sliding Pocket Door

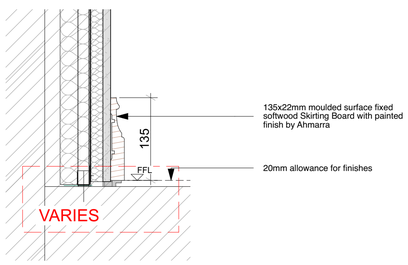

135x22mm moulded surface fixed softwood Skirting Board with painted finish by Ahmarra

20mm allowance for finishes

Detail 07 - Typical Skirting Detail

Note:
For Door Types refer to door schedules for relevant buildings.

Fire ratings vary depending on location. Refer to door schedules for fire rating for each specific door.

0 10 50 100mm

DIMENSION AT ORIGINAL SHEET SIZE

Contractors must check all dimensions on site. Only figured dimensions are to be worked from. Discrepancies must be reported to the Architect before proceeding.© This drawing is Copyright

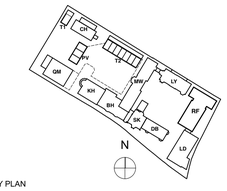

KEY PLAN

NOTE

Floor build-ups may vary depending on the location. Basement and Ground Floor accommodation will have different floor build-up which derives from the u-value and waterproofing requirements. For floor build-ups refer to the drawing: 9000-DRG-11GN-DE001

NOTE

Putty Pads for electrical sockets / radiator pipe drop detail within Party wall as required.

Timber studs to door opening within partitions.

For access panel detail refer to British Gypsum Standard ceiling Gyproc Profilex access panel details.

FOR CONSTRUCTION

	REVISION	DR'N	CH'KD	DATE
C1	Detail Added/Revised	MRR	TW	14/02/2017

A&Q PARTNERSHIP

CLIENT
MOUNT ANVIL LTD

PROJECT
KIDDERPORE AVENUE

DRAWING
Generally Applicable Door Details - Heritage

SCALE 1:5 @ A1

DATE September 2016

DRAWING No. 15 230 9000-DRG-08GN-DE002

DRAWN BY MRR

REV C1

A&Q PARTNERSHIP (LONDON) LTD
THE LUX BUILDING, 2-4 HOXTON SQUARE, LONDON N1 6NU
Tel: 020 7613 2244 Fax: 020 7613 2642 Email:london@aqp.co.uk
ARCHITECTURE DESIGN MASTERPLANNING INTERIORS