




















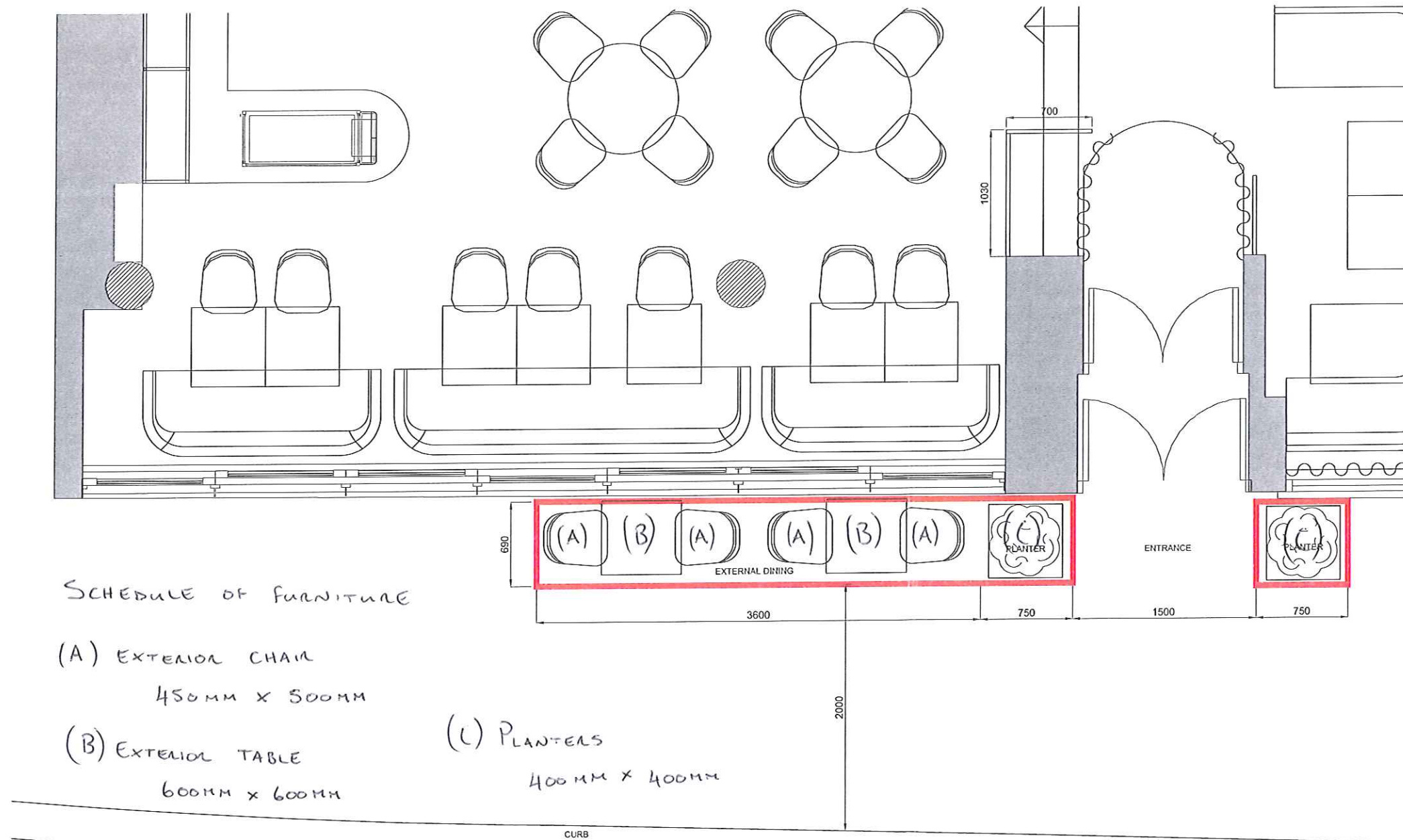
LICENSING LEGEND										FIRE NOTES	
	FIRE ALARM CALL POINT		AREA COVERED BY AUTOMATIC HEAT DETECTORS	FD 30	FIRE RATING IN MINUTES		SIGN: FIRE ESCAPE KEEP CLEAR (BS5499)		ILLUMINATED BLADE SIGN: 'FIRE EXIT' OR GRAPHIC EQUIVALENT. 75MM LETTERS (BS5499)	<div>LICENSING KEY</div> <div><div></div> DENISE AREA</div> <div>SALE OF ALCOHOL AND PROVISION FOR LATE NIGHT REFRESHMENTS</div>	
	9 LITRE WATER FIRE EXTINGUISHER		AREA COVERED BY AUTOMATIC SMOKE DETECTORS	PB	PANIC BARS		SIGN: 'FIRE EXIT' OR GRAPHIC EQUIVALENT. 75MM LETTERS (BS5499)		ILLUMINATED BLADE SIGN: 'FIRE EXIT' OR GRAPHIC EQUIVALENT WITH ARROW. 75MM LETTERS (BS5499)		
	2 KG CARBON DIOXIDE FIRE EXTINGUISHER (OR HALON)		SPRINKLER HEAD TO BS 5750	SC	SELF CLOSER		DIRECTIONAL ARROW TO BE PROVIDED WITH S22 NOTICE (BS5499)				
	9 LITRE FOAM FIRE EXTINGUISHER		AREA COVERED BY EMERGENCY LIGHTING (BS 5266)	LK	LOCK		SIGN: FIRE DOOR KEEP SHUT. 5MM LETTERS (BS5499) BOTH SIDES				
	FIRE BLANKET IN CONTAINER		DEDICATED EMERGENCY LIGHT FITTING	1050 CL.	CLEAR ESCAPE DISTANCE ≤ 220 PPL						
					SIGN: FIRE DOOR KEEP SHUT. 5MM LETTERS (BS5499)						
					SIGN: FIRE DOOR KEEP LOCKED (BS5499)						

REVISIONS		
Rev.	Date	Comment
A	07.11.11	DIMENSIONS ADDED AND TABLES AND CHAIRS ALTERED
B	24.01.12	2X TABLES AND 4X EXTERNAL CHAIRS REMOVED

© MARTIN BRUDNIZKI DESIGN STUDIO LTD 2010		
NOTES		
1. THE DRAWINGS SHOW DESIGN INTENT ONLY. ALL DIMENSIONS TO BE CHECKED ON SITE PRIOR TO CONSTRUCTION OR PRODUCTION. CONSTRUCTION DETAILS TO BE CONFIRMED BY CONTRACTOR/ MANUFACTURER BY SUBMITTING SHOP DRAWINGS FOR DESIGNER'S APPROVAL.		
2. DESIGN DRAWING IS NOT TO BE SCALED FOR PRODUCTION AND CONSTRUCTION PURPOSES.		
3. ALL DISCREPANCIES AND OMISSIONS ON SITE MUST BE REPORTED TO DESIGNER FOR THEIR COMMENTS OR APPROVAL PRIOR TO COMMENCING WORK.		
4. ALL ELECTRICAL, LIGHTING, HVAC AND PLUMBING ISSUES TO BE REFERRED TO ENGINEER'S DRAWINGS PRIOR TO COMMENCEMENT OF WORKS.		
5. THE DESIGNS ARE SUBJECT TO APPROVAL BY STATUTORY AUTHORITIES AND ANY NECESSARY ALTERATIONS SHOULD BE MADE IF REQUIRED TO COMPLY WITH STATUTORY REQUIREMENTS.		
6. ALL DESIGN CONCEPTS AND DRAWINGS ARE THE PROPERTY OF MARTIN BRUDNIZKI AND ARE COVERED BY COPYRIGHT. NO REPRODUCTIONS, ADAPTATIONS AND/OR COPIES MAY BE MADE WITHOUT WRITTEN PERMISSION BY MARTIN BRUDNIZKI.		

LICENCING	
A1 Sheet	
Project	C&TE HAMPSTEAD
Title	PROPOSED EXTERNAL LICENCING PLAN
Date	04.11.11
Scale	1:50
Project No	36511
Dwg No	GA-G-01-LL-E
Rev.	B

MARTIN BRUDNIZKI
DESIGN STUDIO LTD
Unit 1G Chelsea Reach
79-89 Lots Road London SW10 0RN
Tel +44 (0)20 7376 7555
Fax +44 (0)20 7376 7444



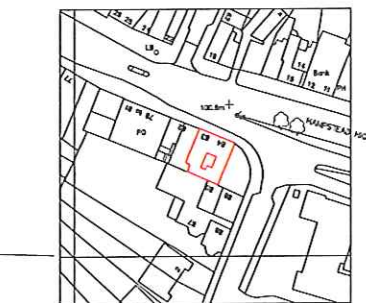
SCHEDULE OF FURNITURE

(A) EXTERIOR CHAIR
450MM X 500MM

(B) EXTERIOR TABLE
600MM X 600MM

(C) PLANTERS
400MM X 400MM

01 EXTERNAL LICENSING PLAN
1:20 @ A1



02 LOCATION PLAN
1:1250 @ A1