

NOTE:

This drawing to be also read in conjunction with drawing nos. 3144/021

Proposed cycle stores:

- 1 space per 1 or 2 bedroom dwelling, plus 1 visitor space per 40 dwellings.
- 2 spaces per 3+ bedroom dwelling, plus 1 visitor space per 40 dwellings.
- 41 no. (1 or 2 bed dwellings) = 42 cycle spaces
- 19 no. (3 bed dwellings) = 38 cycle spaces
- External communal cycle spaces = 6
- 52 spaces in secure storage areas of Blocks A & B with a separate store for 20 bike spaces in Block C. All bikes within stores will be stacked on Josta 2-tier bicycle racks. A separate bike shelter adjacent to the parking area provides a further 8 spaces.

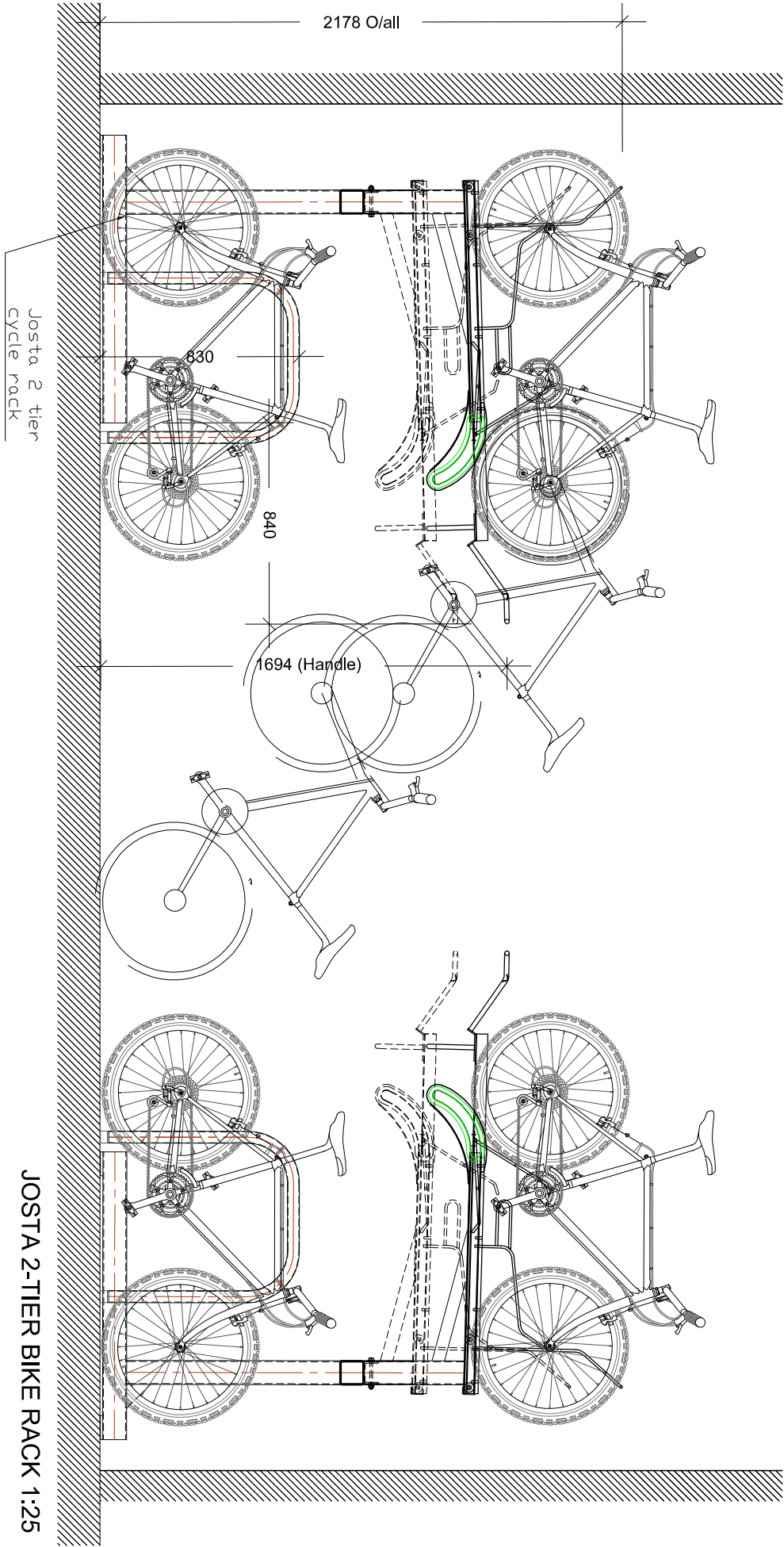
This provides a total of 80 bike spaces for residents

Additional to this area are 6 external Sheffield stands providing a minimum of 4 bike spaces for staff and 2 for visitors.

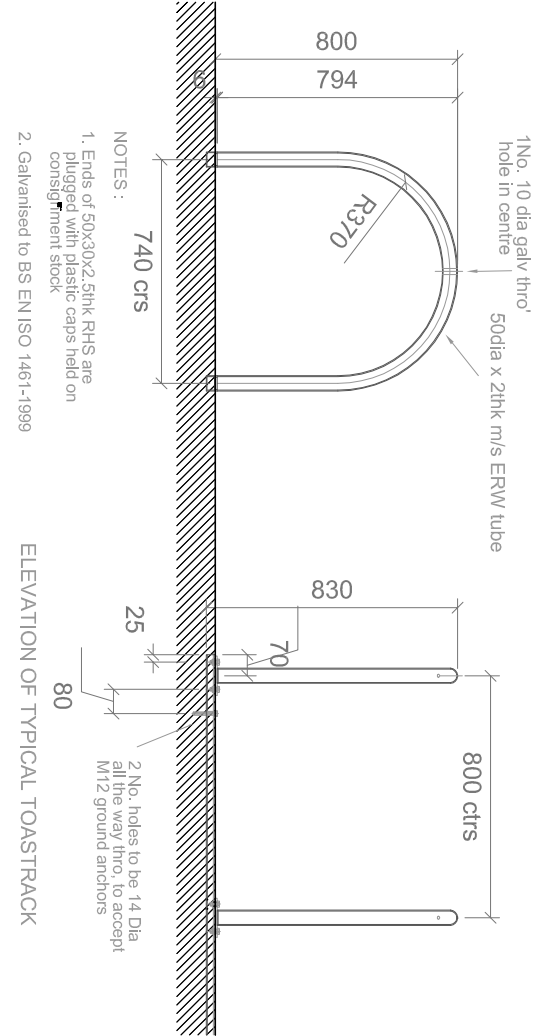
Access for bikes is via Kilburn High Road

PLANNING

-		-			
THIS DRAWING IS NOT TO BE SCALED. ONLY FIGURED DIMENSIONS ARE TO BE FOLLOWED (UNLESS THE DRAWING IS PART OF A PLANNING APPLICATION). CONTRACTORS ARE TO CHECK ALL DIMENSIONS BEFORE WORK COMMENCES, AND REFER ANY APPARENT DISCREPANCY TO THE ARCHITECT.		THIS DRAWING IS THE SOLE PROPERTY OF M/R PARTNERSHIP LIMITED, AND MAY NOT BE COPIED OR REPRODUCED IN ANY MANNER WHATSOEVER WITHOUT THE OWNERS WRITTEN CONSENT.			
PROJECT		254 Kilburn High Road London NW6 2BS			
DRAWING		Proposed Cycle store details			
M/R PARTNERSHIP LTD					
41 Foley Street, London W1W 7TS Tel: (020) 7631 5405 Email: info@mrapartnership.co.uk Web: www.mrapartnership.co.uk					
DATE:	23/11/2016	SCALE:	1:200 @ A3	DRAWING:	DT
DWG No:	3144_020			REV. No:	
FILE: 3144_023_Bin Store + Bikes Planning.dwg					

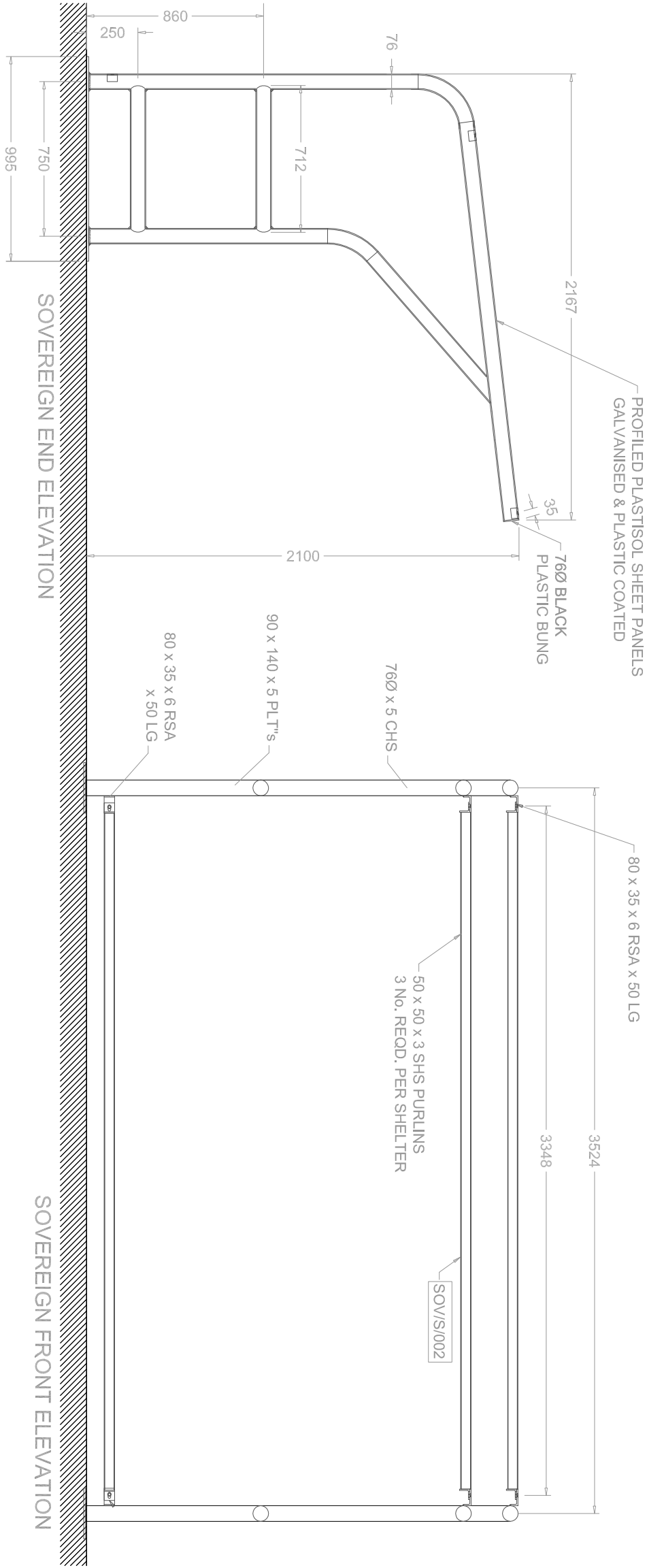


JOSTA 2-TIER BIKE RACK 1:25



SHEFFIELD STANDS FOR 6 BIKE SPACES DETAIL 1:25

NOTE:
This drawing to be also read in
conjunction with drawing nos. 3144/020



BROXAP SOVEREIGN EXTERNAL SHELTER FOR 8 BIKE SPACES 1:25

PLANNING

THIS DRAWING IS NOT TO BE SCALED. ONLY FIGURED DIMENSIONS ARE TO BE FOLLOWED (UNLESS THE DRAWING IS PART OF A PLANNING APPLICATION). CONTRACTORS ARE TO CHECK ALL DIMENSIONS BEFORE WORK COMMENCES, AND REFER ANY APPARENT DISCREPANCY TO THE ARCHITECT.
THIS DRAWING IS THE SOLE PROPERTY OF M/R PARTNERSHIP LIMITED, AND MAY NOT BE COPIED OR REPRODUCED IN ANY MANNER WHATSOEVER WITHOUT THE OWNERS WRITTEN CONSENT.
(c) COPYRIGHT.

PROJECT 254 Kilburn High Road
London NW6 2BS

DRAWING Proposed
Cycle store section

M/R PARTNERSHIP LTD

41 Foley Street, London W1W 7TS Tel: (020) 7631 5405 Email: info@mrapartnership.co.uk Web: www.mrapartnership.co.uk

DATE: 23/11/2016 SCALE: 1:25@A3 DRAWN: DT

DWG No: 3144_021 REV. No:

FILE: 3144_020_Cycle Parking.dwg