






-  CCTV
-  LIGHTING POLE: ARTEMIDE PROVOKA outdoor pole lighting 3100mm
-  PLANTER: IOTA 2000X500mm granite tree planters 600mm height, planted with HEBE DVARAF EVERGREEN
-  Marshalls SUDS compliant Pivora paving in "Natural" with a self edging in "Brindle" with permeable sub base
-  Marshalls 900X300 mm celestia skinned lava external paving

PLANNING

THIS DRAWING IS NOT TO BE SCALED. ONLY FIGURED DIMENSIONS ARE TO BE FOLLOWED (UNLESS THE DRAWING IS PART OF A PLANNING APPLICATION). CONTRACTORS ARE TO CHECK ALL DIMENSIONS BEFORE WORK COMMENCES AND REFER ANY APPARENT DISCREPANCY TO THE ARCHITECT.

THIS DRAWING IS THE SOLE PROPERTY OF M/R PARTNERSHIP LIMITED, AND MAY NOT BE COPIED OR REPRODUCED IN ANY MANNER WHATSOEVER WITHOUT THE OWNERS WRITTEN CONSENT.

© COPYRIGHT.

PROJECT 254 Kilburn High Road
London NW6 2BS

DRAWING Proposed
Landscape detail

M/R PARTNERSHIP LTD		
41 Foley Street, London W1W 7TS Tel: (020) 7631 5405 Email: info@mrapartnership.co.uk Web: www.mrapartnership.co.uk		
DATE: 23/11/2016	SCALE: 1:200@A3	DRAWN: DT
DWG No: 3144_030	REV. No:	
FILE: 3144_030_Landscape Detail Drawing.dwg		