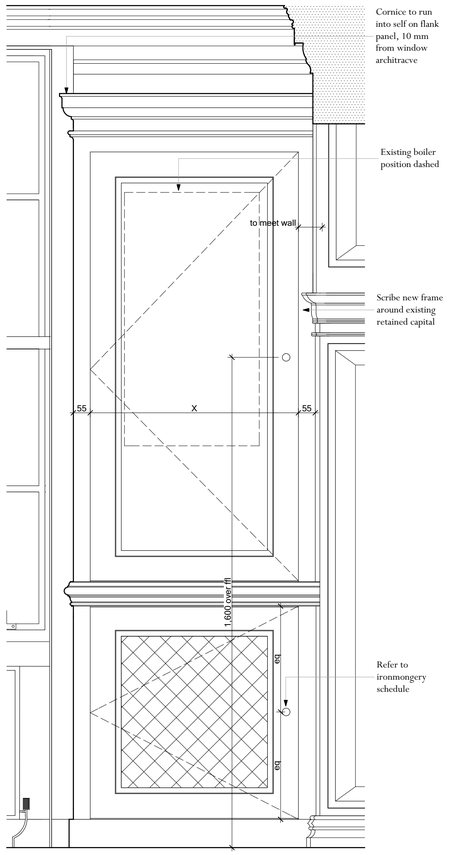

Boiler Cupboard Elevation 1:10

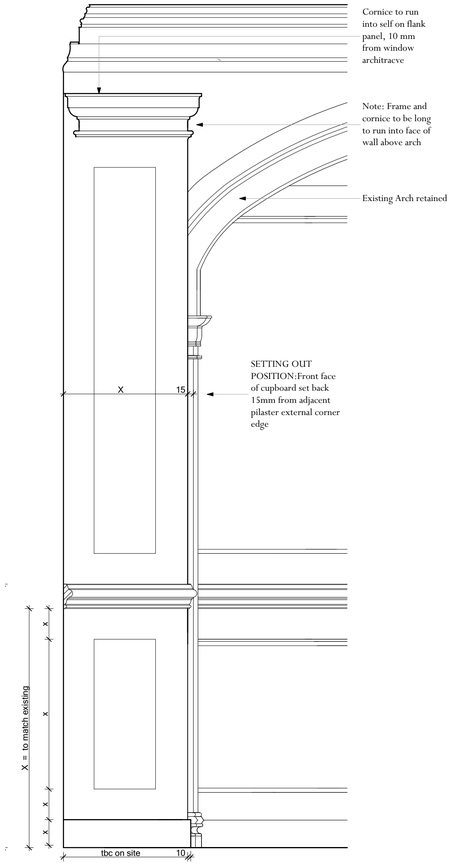

Boiler Cupboard Elevation 1:10

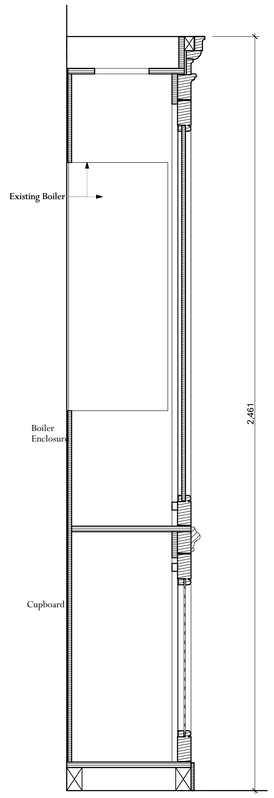

Boiler Cupboard Section 1:10

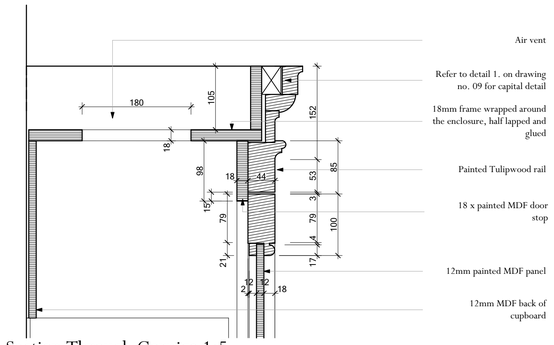

Section Through Cornice 1:5

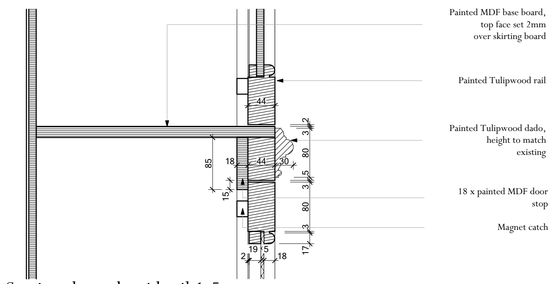

Section through mid rail 1:5

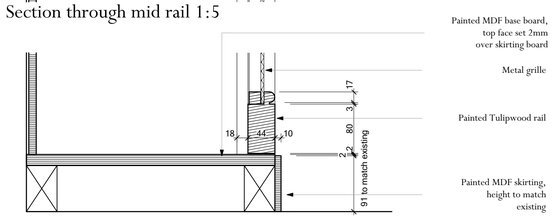

Section through Base rail 1:5

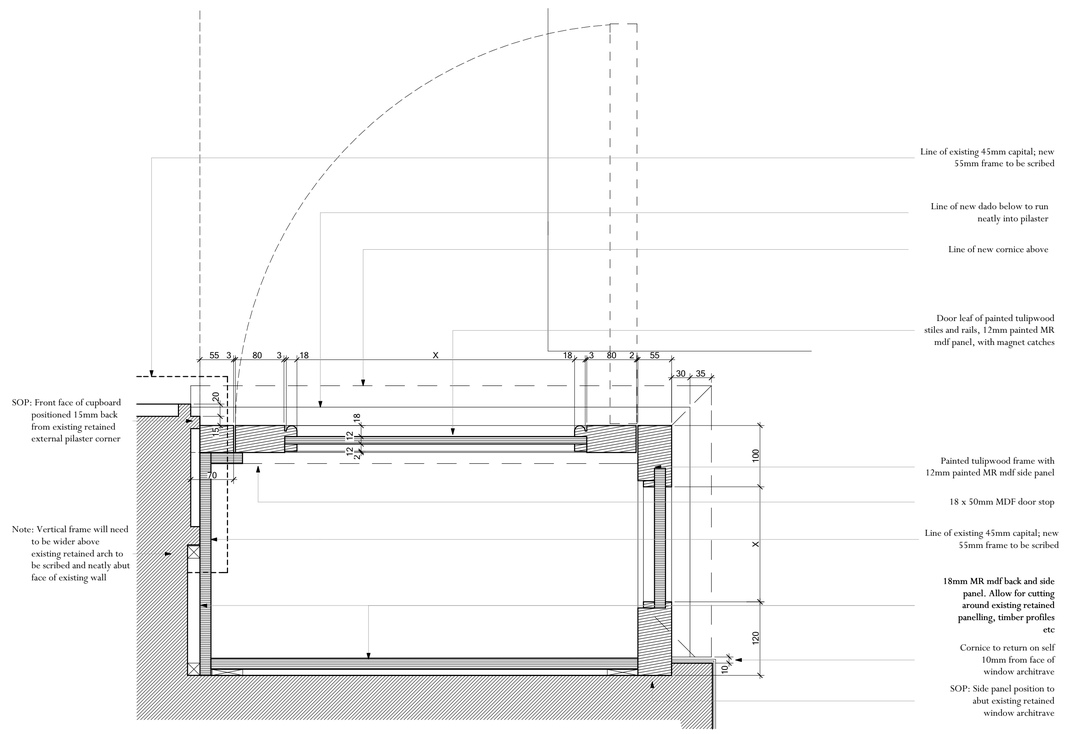

Boiler Cupboard Plan A. 1:5

Adjacent Properties and Boundaries are shown for illustrative purposes only and have not been surveyed unless otherwise stated.
All areas shown are approximate and should be verified before forming the basis of a decision.
Do not scale other than for Planning Application purposes.
All dimensions must be checked by the contractor before commencing work on site.
No deviation from this drawing will be permitted without the prior written consent of the Architect.
The copyright of this drawing remains with the Architect and may not be reproduced in any form without prior written consent.
Ground Floor Slabs, Foundations, Sub-Structures, etc. All work below ground level is shown provisionally. Inspection of ground condition is essential prior to work commencing.
Reassessment is essential when the ground conditions are apparent, and redesign may be necessary in the light of soil conditions found. The responsibility for establishing the soil and sub-soil conditions rests with the contractor.

Rev	Date	Description	Initials
A	03.02.17	Issued for tender	

PROJECT: 6 Queen Square Refurbishment
London

TITLE: Proposed Boiler Cabinet Details

SCALE: 1:10/ 1:5 @ A1

DATE: Jan. 2017

DRAWING No: 5861 20 A

DRAWN BY: A.H.

ADAM ARCHITECTURE
OLD HYDE HOUSE, 75 HYDE STREET
WINCHESTER, HAMPSHIRE, SO23 7DW
TELEPHONE: 01962 843843 FACSIMILE: 01962 843303
www.adamarchitecture.com contact@adamarchitecture.com
LONDON OFFICE: 6 QUEEN SQUARE, WC1N 3AT
TELEPHONE: 020 7841 0140 FACSIMILE: 01962 843303
ADAM ARCHITECTURE IS A TRADING NAME OF ADAM ARCHITECTURE LIMITED