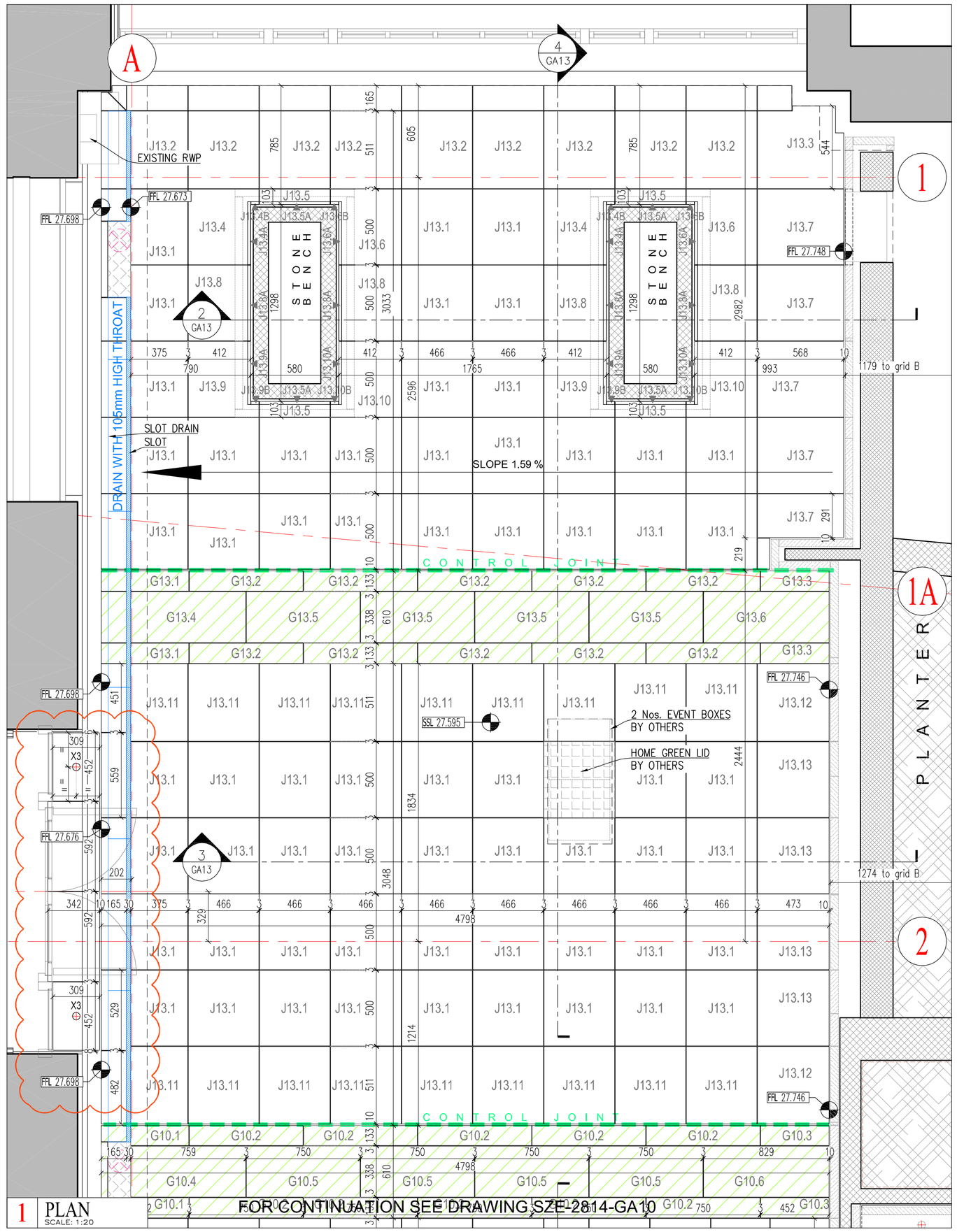

1 PLAN
SCALE: 1:20

FOR CONTINUATION SEE DRAWING SZE-2814-GA10

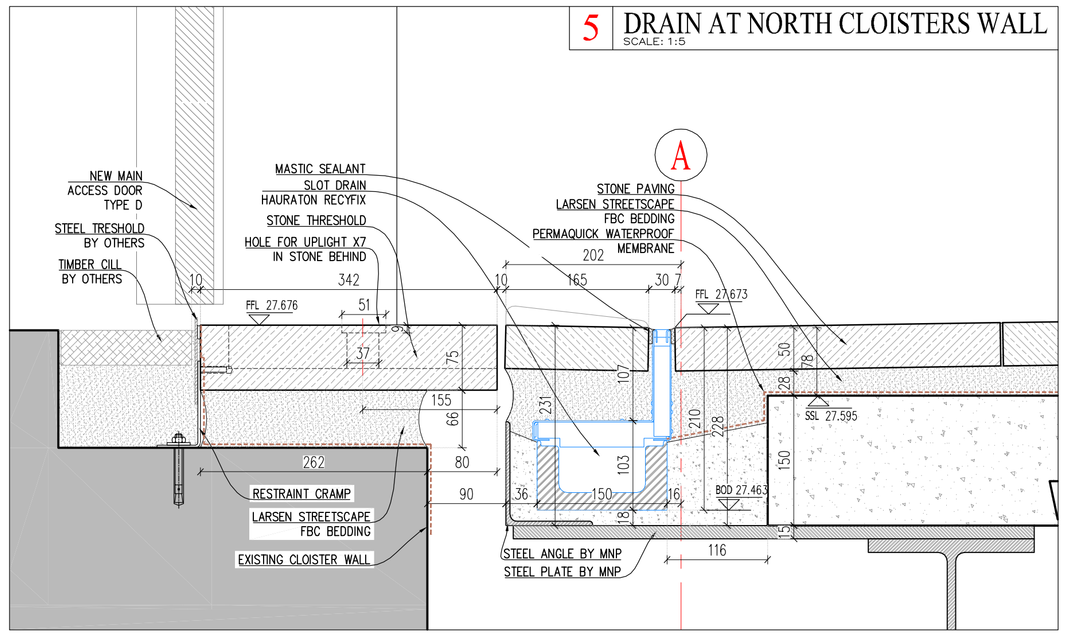

5 DRAIN AT NORTH CLOISTERS WALL
SCALE: 1:5

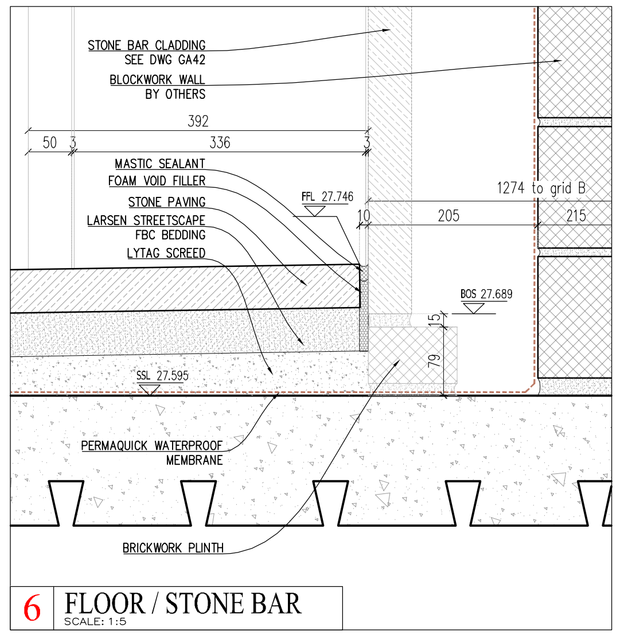

6 FLOOR / STONE BAR
SCALE: 1:5

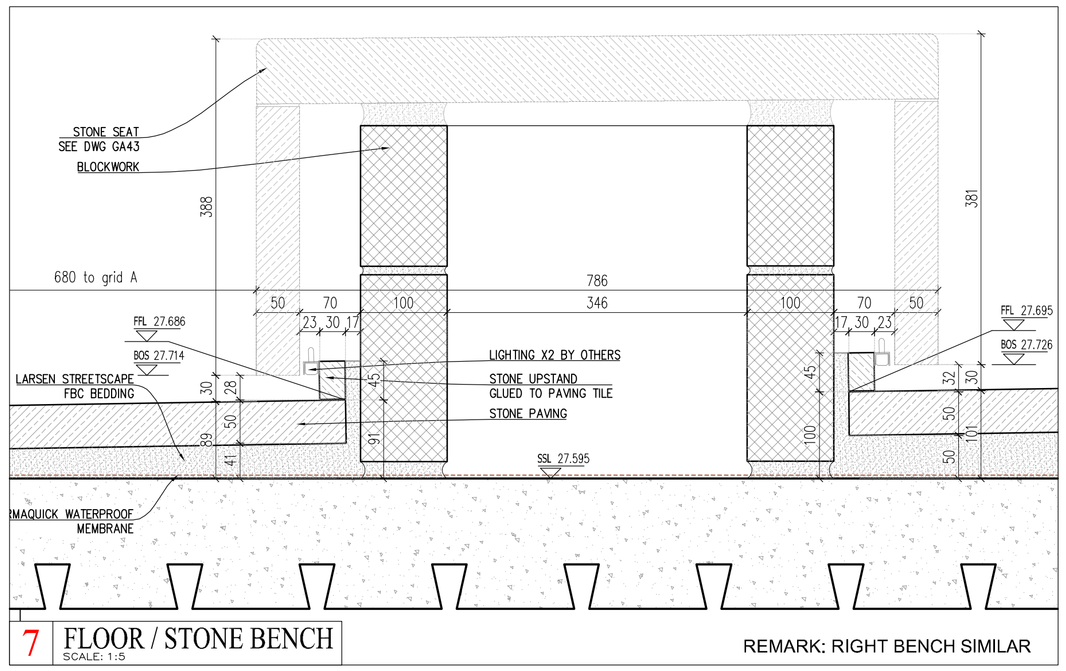

7 FLOOR / STONE BENCH
SCALE: 1:5

REMARK: RIGHT BENCH SIMILAR

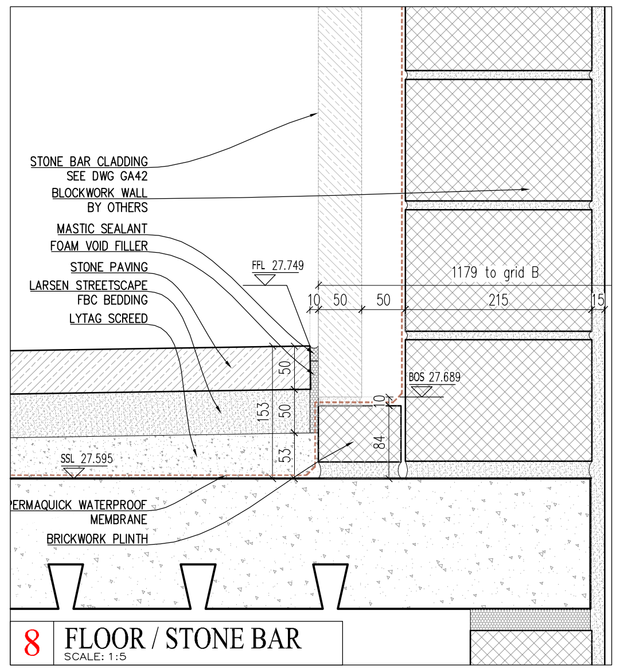

8 FLOOR / STONE BAR
SCALE: 1:5

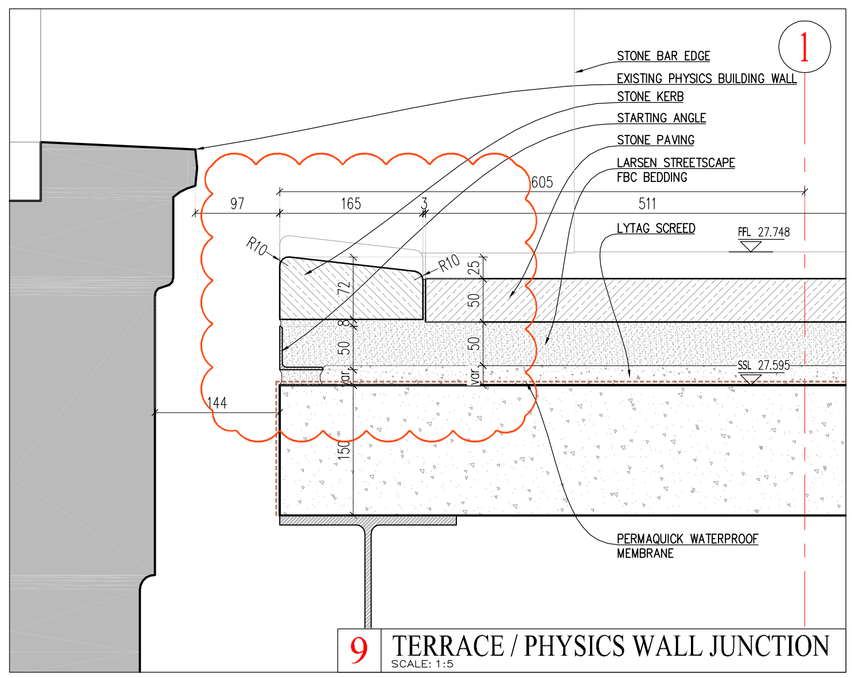

9 TERRACE / PHYSICS WALL JUNCTION
SCALE: 1:5

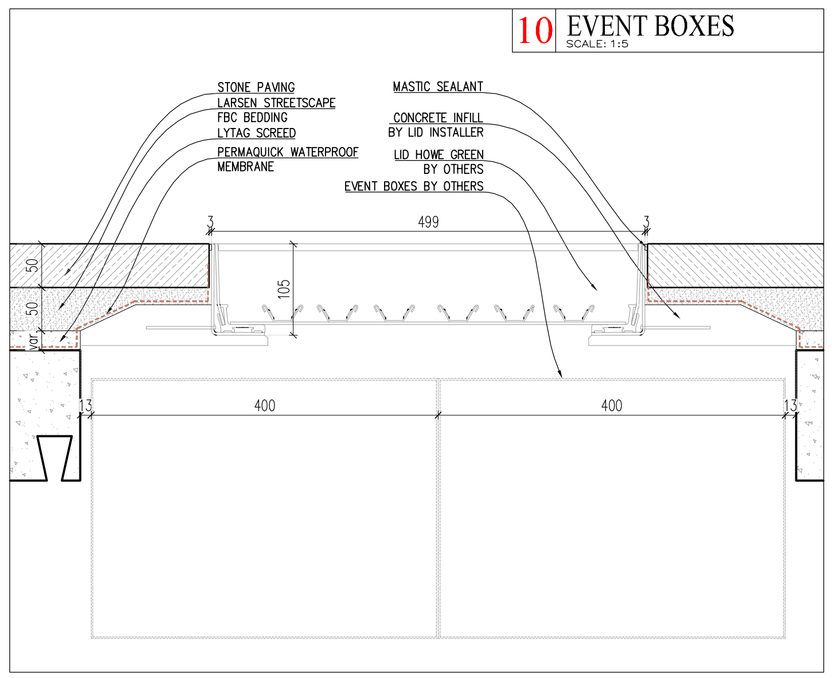

10 EVENT BOXES
SCALE: 1:5

CDM REGULATIONS
DESIGN RISK ASSESSMENT

THE SIZE AND SHAPE OF INDIVIDUAL STONES FOR THIS PROJECT HAVE BEEN DESIGNED TO SATISFY THE OVERALL DESIGN REQUIREMENTS FOR THE BUILDING.
ALL PERSONS HANDLING AND INSTALLING SUCH STONES SHOULD BE AWARE THAT THERE ARE RISKS ASSOCIATED WITH THIS TYPE OF WORK THAT CANNOT BE DESIGNED OUT.

RISK REDUCTION:
FIXERS MUST BE SUITABLY EXPERIENCED IN THE HANDLING OF STONES AND EMPLOY LIFTING METHODS APPROPRIATE TO THE SIZE AND SHAPE OF THE STONE.
ACCESS AND WORKING PLATFORMS MUST BE TO THE STANDARD REQUIRED BY CURRENT LEGISLATION.
REFERENCE MUST ALWAYS BE MADE TO COSSH INFORMATION FOR THE MATERIALS BEING USED.

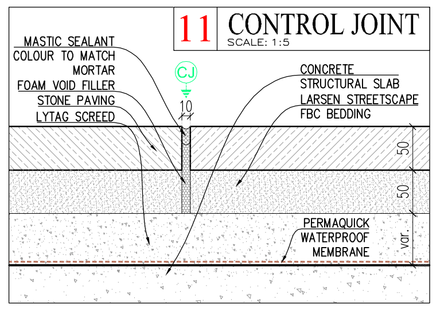

11 CONTROL JOINT
SCALE: 1:5

NOTES

STONE TYPES:

- PORTLAND JORDAN'S WHITBED various sizes, 50mm thick, 50 grit finish
- PORTLAND GROVE WHITBED various sizes, 50mm thick, 50 grit finish
- PORTLAND "WILD" FANCY BEACH various sizes, 50mm thick, 50 grit finish
- STAIR & RAMP - stone type as on drawing various sizes, 50mm thick, treads brushed finish
- CORDUROY PAVING - stone type as on drawing, various sizes, 50mm thick

OTHER ELEMENTS:

- slot drain Hauraton Recyfix Standard 100 Type 80
- drain access box & water outlet below
- CONTROL JOINT CJ — control joint - 10mm wide, filled with mastic sealant
- MITRE LINE MJ — mitre line - 3mm wide, filled as standard joint

LEVEL MARKS:

FFL	- finished floor level	SSL	- structural slab level
TOS	- top of stone	BOS	- bottom of stone
TOC	- top of concrete	BOC	- bottom of concrete
TOB	- top of brickwork	BOB	- bottom of brickwork
BOD	- bottom of drain channel		

REMARKS:

1. Joints 3mm, filled with grout Larsen Streetscape FJM,
2. Joint around balustrade posts and other steel elements, penetrating through stone 6mm wide, filled with mastic - colour to match mortar

KEY PLAN

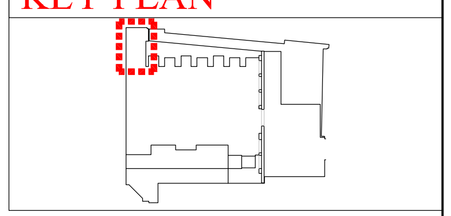

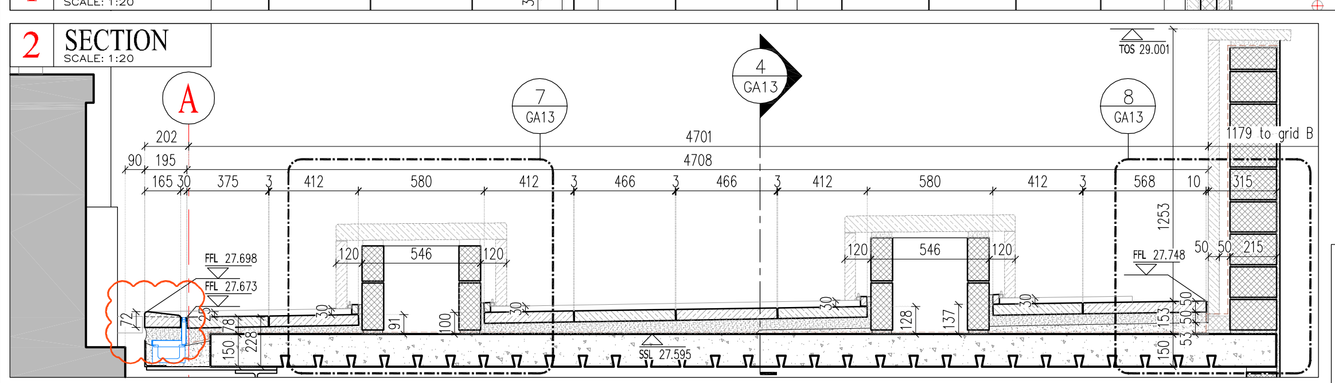

2 SECTION
SCALE: 1:20

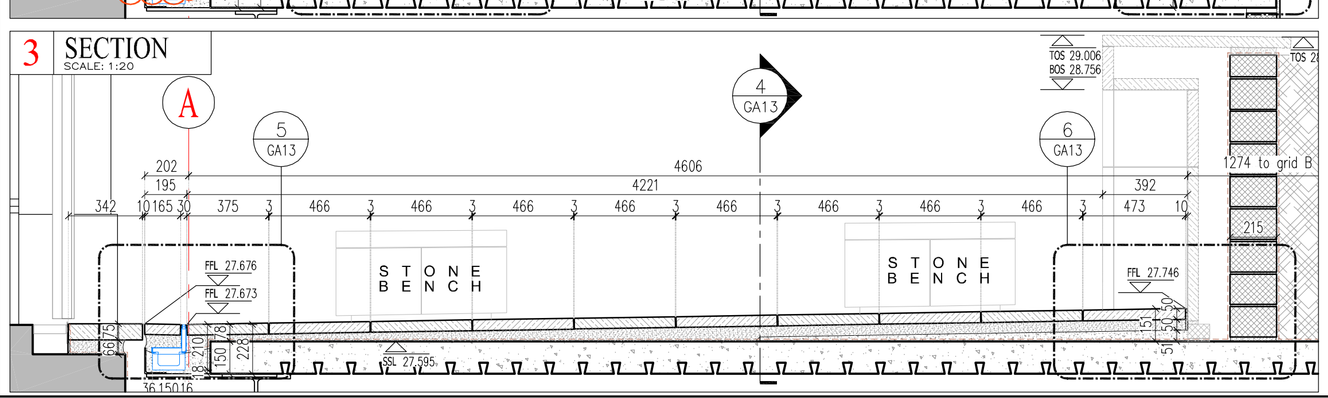

3 SECTION
SCALE: 1:20

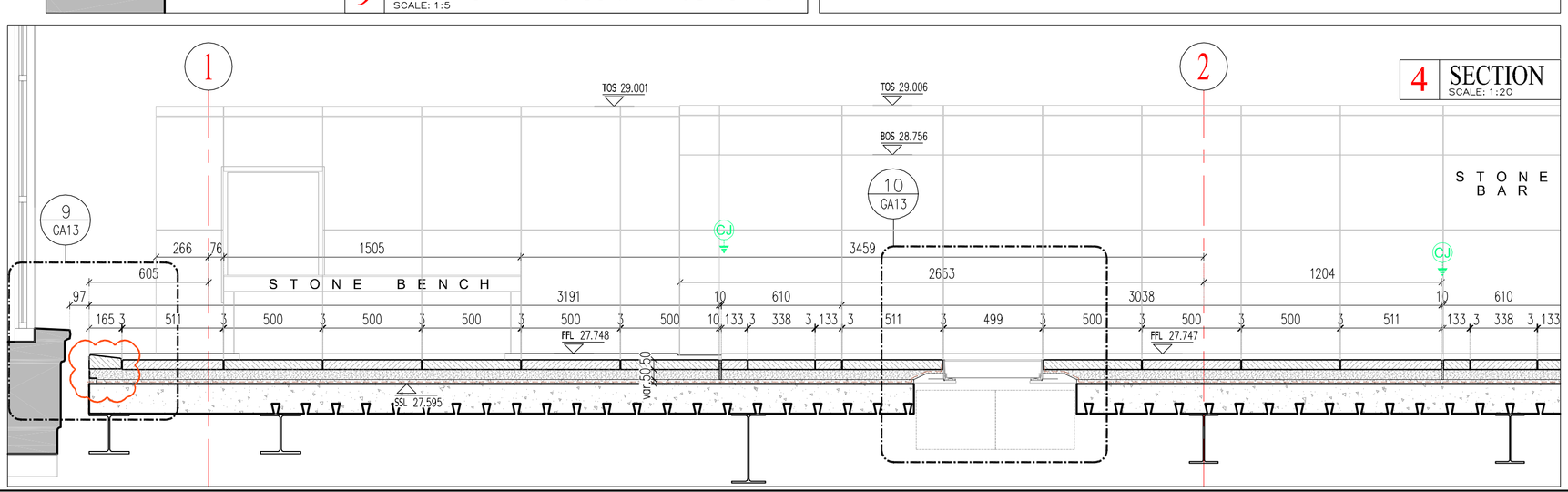

4 SECTION
SCALE: 1:20

Rev.	Date	Description	Chk	Dm
03	25.5.16	revised NC entrance, kerbs shapes	MW	PW
02	9.3.16	revised drains, bar, added event box detail	MW	PW
01	23.11.15	updated to comments and newest drawings	MW	PW
00	4.09.15	first issue	MW	PW

REVISIONS

Project
WILKINS TERRACE
UNIVERSITY COLLEGE LONDON

Dwg Title
TERRACE LEVEL, GRIDS A-B / 1-2
STONE PAVING
GENERAL LAYOUT

Architects
LEVITT BERNSTEIN

Contractor
BALFOUR BEATTY

Size	Scale	Date
A1	1:20/1:5	4.09.15
Drawn	Check	Approved
PW	MW	

SZERELMEY Ltd.
369 KENNINGTON LANE
VAUXHALL
LONDON SE11 5QY
020-7735 9995 FAX 020-7793 9800

Rev. 03

DWG No. SZE-2814-GA-13