







<b>date</b>	<b>client</b>
18/06/15	Balfour Beatty

**scale**  
As indicated

C:\Revit Local\3247\_BB\_Wilkins Terrace CENTRAL\_freya.heath.rvt

Levitt Bernstein

revisions			
rev	date	by	amendment
C1	21.09.15	FH	First Issue
C2	19.10.15	FH	Minor amendments
C3	01.04.16	FH	Minor amendments
C4	09.12.16	FH	CCTV added
C5	20.12.16	FH	Ductwork and RWP amended
C6	15.03.17	FH	Sounder amendment

standard notes	drawing notes
<ol style="list-style-type: none"> <li>1. Do not scale this drawing.</li> <li>2. All dimensions must be checked on site and any discrepancies verified with the architect.</li> <li>3. Unless shown otherwise, all dimensions are to structural surfaces.</li> </ol>	<div data-bbox="430 1885 694 1892">  Waterproofing. Refer to NBS J30/131         </div> <div data-bbox="430 1892 730 1896">  Indicative of cable route. All fixings to be into mortar joints only.         </div> <div data-bbox="430 1898 694 1902">  'FIRE ALARM DO NOT ENTER' SIGN         </div> <div data-bbox="430 1904 694 1908">  'ILLUMINATED FIRE ESCAPE' SIGN         </div>

- Where ductwork penetrates FR board at windows it should be appropriately sealed and ductwork to be reviewed by MSL
- Dimensions and setting-out for CCTV cameras and soundres as per specialist drawings

