

Email: [planning@camden.gov.uk](mailto:planning@camden.gov.uk)  
Phone: 020 7974 4444  
Fax: 020 7974 1680

Development Management  
Camden Town Hall Extension  
Argyle Street  
London WC1H 8EQ

Application for removal or variation of a condition following grant of planning permission.

Town and Country Planning Act 1990.

Planning (Listed Buildings and Conservation Areas) Act 1990

You can complete and submit this form electronically via the Planning Portal by visiting [www.planningportal.gov.uk/apply](http://www.planningportal.gov.uk/apply)

#### Publication of applications on planning authority websites

Please note that the information provided on this application form and in supporting documents may be published on the Authority's website. If you require any further clarification, please contact the Authority's planning department.

Please complete using block capitals and black ink.

It is important that you read the accompanying guidance notes as incorrect completion will delay the processing of your application.

1. Applicant Name and Address	2. Agent Name and Address
Title: <input type="text" value="MRS"/> First name: <input type="text" value="MAUREEN"/>	Title: <input type="text" value="MR"/> First name: <input type="text" value="JOHN"/>
Last name: <input type="text" value="WILLIAMS"/>	Last name: <input type="text" value="GOEDECKE"/>
Company (optional): <input type="text" value="LA SAINTE UNION SCHOOL"/>	Company (optional): <input type="text" value="WATKINSON + COSGRAVE"/>
Unit: <input type="text"/> House number: <input type="text"/> House suffix: <input type="text"/>	Unit: <input type="text" value="1"/> House number: <input type="text"/> House suffix: <input type="text"/>
House name: <input type="text"/>	House name: <input type="text"/>
Address 1: <input type="text" value="HIGHGATE ROAD"/>	Address 1: <input type="text" value="17 LEIGHTON PLACE"/>
Address 2: <input type="text"/>	Address 2: <input type="text"/>
Address 3: <input type="text"/>	Address 3: <input type="text"/>
Town: <input type="text" value="LONDON"/>	Town: <input type="text" value="LONDON"/>
County: <input type="text"/>	County: <input type="text"/>
Country: <input type="text"/>	Country: <input type="text"/>
Postcode: <input type="text" value="NW5 1RP"/>	Postcode: <input type="text" value="NW5 2QL"/>

### 3. Site Address Details

Please provide the full postal address of the application site.

Unit:  House number:  House suffix:

House name:

Address 1:

Address 2:

Address 3:

Town:

County:

Postcode (optional):

Description of location or a grid reference.  
(must be completed if postcode is not known):

Easting:  Northing:

Description:

### 4. Pre-application Advice

Has assistance or prior advice been sought from the local authority about this application? ☐ Yes ☒ No

If Yes, please complete the following information about the advice you were given. (This will help the authority to deal with this application more efficiently).

Please tick if the full contact details are not known, and then complete as much as possible: ☐

Officer name:

Reference:

Date (DD/MM/YYYY):   
(must be pre-application submission)

Details of pre-application advice received?

### 5. Description Of Your Proposal

Please provide a description of the approved development as shown on the decision letter, including the application reference number and date of decision in the sections below:

REPLACEMENT OF EXISTING SINGLE GLAZED STEEL FRAMED CASEMENT WINDOWS AND TIMBER SUB-FRAMED DOORS WITH DOUBLE GLAZED POWDER COATED ALUMINIUM FRAMED CASEMENT WINDOWS AND POWDER COATED ALUMINIUM DOORS TO THE COPIN HALL AND DE BRABANT BUILDING.

Reference number:  Date of decision (DD/MM/YYYY):  (date must be pre-application submission)

Please state the condition number(s) to which this application relates:

1.		6.	
2.		7.	
3.	<input checked="" type="checkbox"/>	8.	
4.		9.	
5.		10.	

Has the development already started?

☐ Yes ☒ No

If Yes, please state when the development started (DD/MM/YYYY):

(date must be pre-application submission)

Has the development been completed?

☐ Yes ☒ No

If Yes, please state when the development was completed (DD/MM/YYYY):

(date must be pre-application submission)

### 6. Condition(s) - Removal

Please state why you wish the condition(s) to be removed or changed:

WISH TO FIX SOLAR SHADING TO THE SOUTH ELEVATION OF THE DEBRABANT BUILDING ABOVE GROUND AND FIRST FLOOR WINDOWS

If you wish the existing condition to be changed, please state how you wish the condition to be varied:

REMOVE DRAWING 4739/4 REAR (SOUTH) ELEVATION AS PROPOSED AND SUBSTITUTE DRAWING 4761/1 SOUTH ELEVATION AS PROPOSED.

## 7. Ownership Certificates and Agricultural Land Declaration

One Certificate A, B, C, or D, must be completed with this application form


### CERTIFICATE OF OWNERSHIP - CERTIFICATE A

Town and Country Planning (Development Management Procedure) (England) Order 2015 Certificate under Article 14


I certify/The applicant certifies that on the day 21 days before the date of this application nobody except myself/ the applicant was the owner of any part of the land or building to which the application relates, and that none of the land to which the application relates is, or is part of, an agricultural holding\*\*

**NOTE:** You should sign Certificate B, C or D, as appropriate, if you are the sole owner of the land or building to which the application relates but the land is, or is part of, an agricultural holding.

Signed - Applicant:



Or signed - Agent:

  
PP WATKINS & COSGRIVE

Date (DD/MM/YYYY):

28/03/2017


### CERTIFICATE OF OWNERSHIP - CERTIFICATE B

Town and Country Planning (Development Management Procedure) (England) Order 2015 Certificate under Article 14


I certify/ The applicant certifies that I have/the applicant has given the requisite notice to everyone else (as listed below) who, on the day 21 days before the date of this application, was the owner\* and/or agricultural tenant\*\* of any part of the land or building to which this application relates.

Name of Owner / Agricultural Tenant	Address	Date Notice Served


Signed - Applicant:



Or signed - Agent:



Date (DD/MM/YYYY):



## 7. Ownership Certificates and Agricultural Land Declaration (continued)

### CERTIFICATE OF OWNERSHIP - CERTIFICATE C

Town and Country Planning (Development Management Procedure) (England) Order 2015 Certificate under Article 14

I certify/ The applicant certifies that:

- Neither Certificate A or B can be issued for this application
- All reasonable steps have been taken to find out the names and addresses of the other owners\* and/or agricultural tenants\*\* of the land or building, or of a part of it, but I have/ the applicant has been unable to do so.

The steps taken were:

--

Name of Owner / Agricultural Tenant	Address	Date Notice Served

Notice of the application has been published in the following newspaper (circulating in the area where the land is situated):

--

On the following date (which must not be earlier than 21 days before the date of the application):

--

Signed - Applicant:

--

Or signed - Agent:

--

Date (DD/MM/YYYY):

--

### CERTIFICATE OF OWNERSHIP - CERTIFICATE D

Town and Country Planning (Development Management Procedure) (England) Order 2015 Certificate under Article 14

I certify/ The applicant certifies that:

- Certificate A cannot be issued for this application
- All reasonable steps have been taken to find out the names and addresses of everyone else who, on the day 21 days before the date of this application, was the owner\* and/or agricultural tenant\*\* of any part of the land to which this application relates, but I have/ the applicant has been unable to do so.

The steps taken were:

--

Notice of the application has been published in the following newspaper (circulating in the area where the land is situated):

--

On the following date (which must not be earlier than 21 days before the date of the application):

--

Signed - Applicant:

--

Or signed - Agent:

--

Date (DD/MM/YYYY):

--

### 8. Planning Application Requirements - Checklist

Please read the following checklist to make sure you have sent all the information in support of your proposal. Failure to submit all information required will result in your application being deemed invalid. It will not be considered valid until all information required by the Local Planning Authority (LPA) has been submitted.

The original and 3 copies\* of a completed and dated application form:

☐

The original and 3 copies\* of the completed, dated Ownership Certificate (A, B, C or D – as applicable) and Article 14 Certificate (Agricultural Holdings):

☐

The original and 3 copies\* of other plans and drawings or information necessary to describe the subject of the application:

☐

The correct fee:


☐

\*National legislation specifies that the applicant must provide the original plus three copies of the form and supporting documents (a total of four copies), unless the application is submitted electronically or, the LPA indicate that a smaller number of copies is required. LPAs may also accept supporting documents in electronic format by post (for example, on a CD, DVD or USB memory stick). You can check your LPA's website for information or contact their planning department to discuss these options.


### 9. Declaration

I/we hereby apply for planning permission/consent as described in the plans/drawings and additional information. I/we confirm that, to the best of my/our knowledge, and to the best of our belief, the information given is true and any opinions given are the genuine opinions of the person(s) giving them.

Signed - Applicant:



Or signed - Agent:

 PP WATKINS & CO. CURRAN

Date (DD/MM/YYYY):


28/03/2017

(date cannot be pre-application)


### 10. Applicant Contact Details

Telephone numbers

Country code:




National number:




Extension number:




Country code:




Mobile number (optional):



Country code:



Fax number (optional):



Email address (optional):



### 11. Agent Contact Details

Telephone numbers

Country code:




National number:




Extension number:




Country code:



Mobile number (optional):



Country code:



Fax number (optional):



Email address (optional):



### 12. Site Visit

Can the site be seen from a public road, public footpath, bridleway or other public land? ☐ Yes ☒ No

If the planning authority needs to make an appointment to carry out a site visit, whom should they contact?


☒ Agent

☐ Applicant


☐ Other (if different from the agent/applicant's details)

If Other has been selected, please provide:

Contact name:



Telephone number:



Email address:

