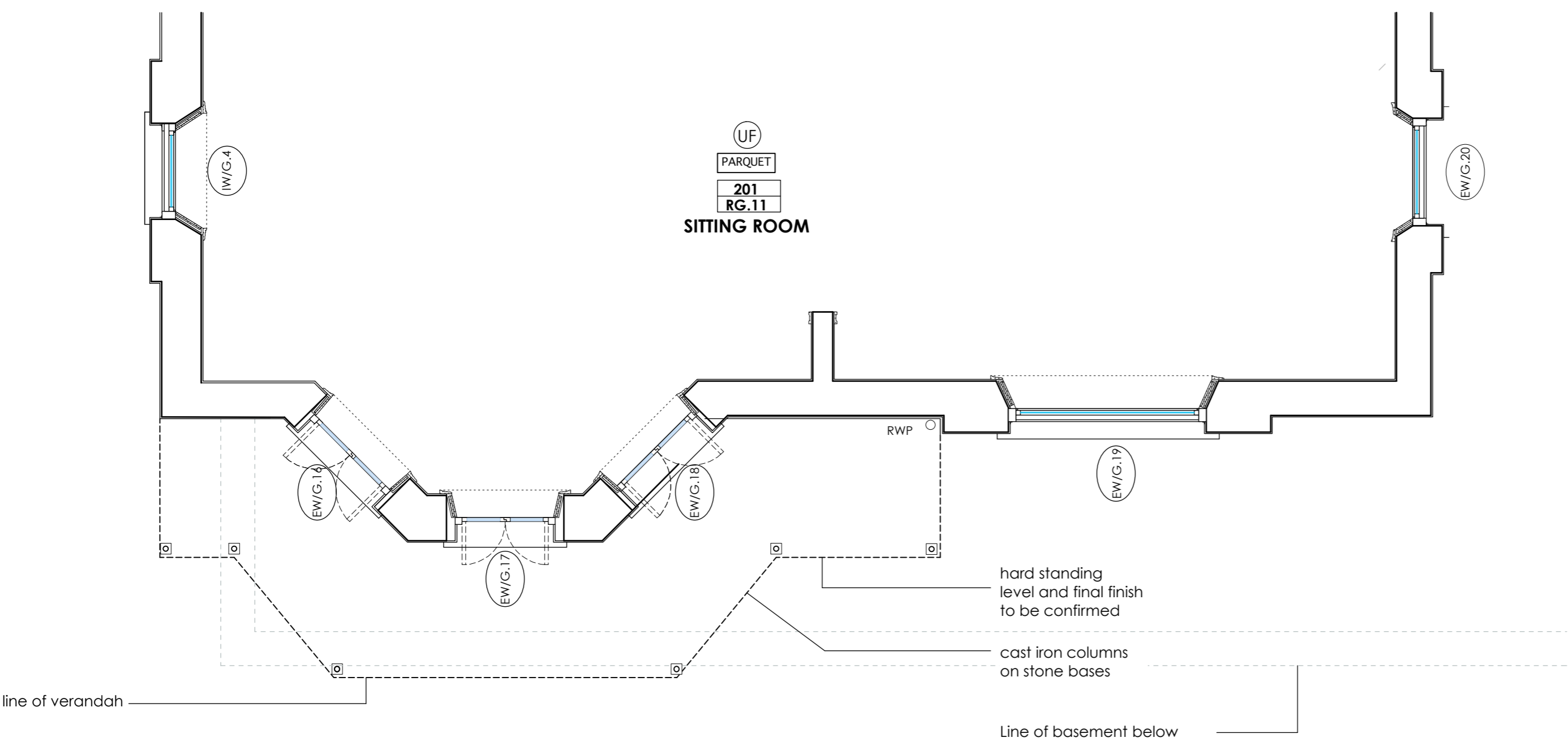


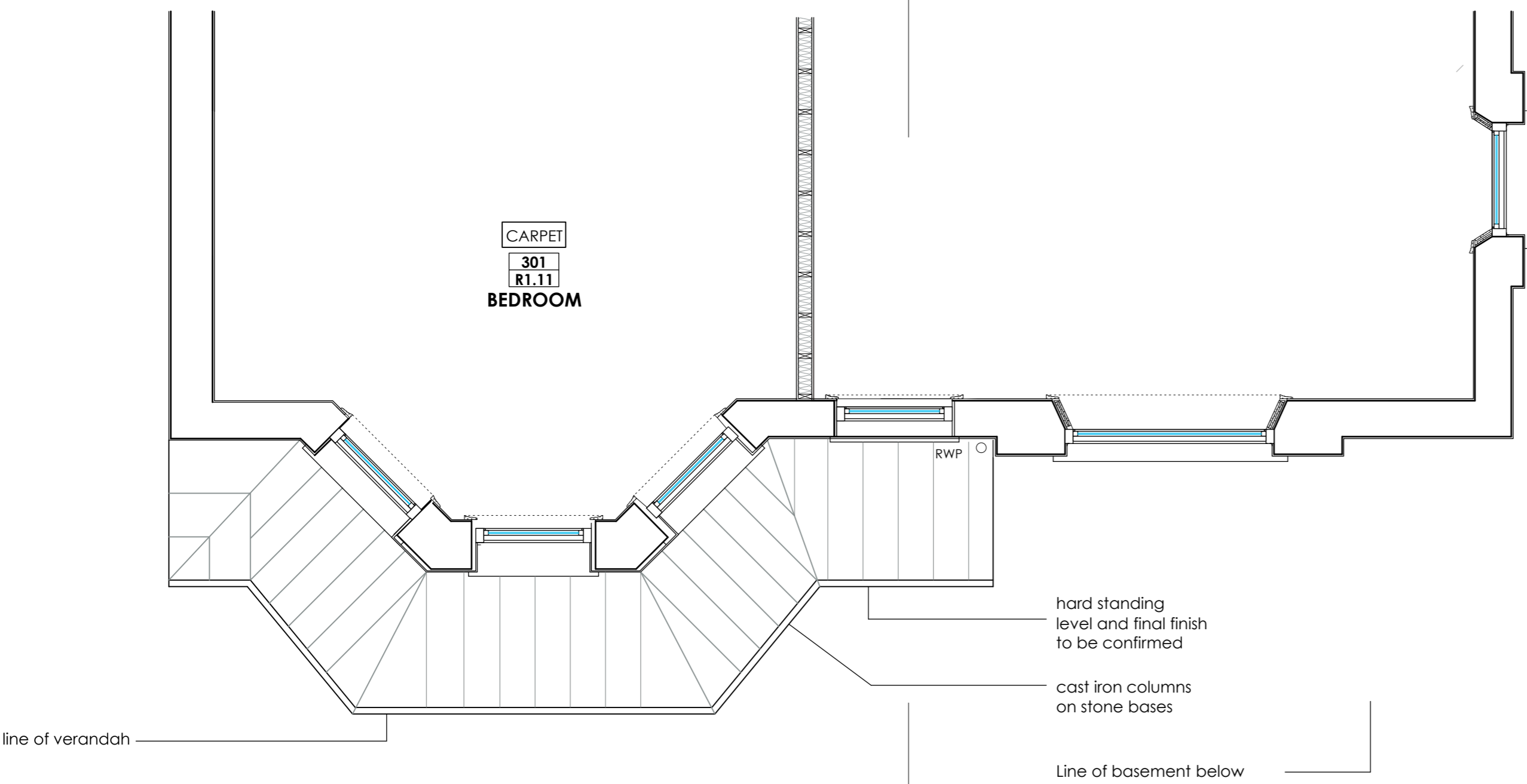
Setting out to be confirmed on site by specialist contractor
(Drawings is indicative only)

PROPOSED WEST ELEVATION



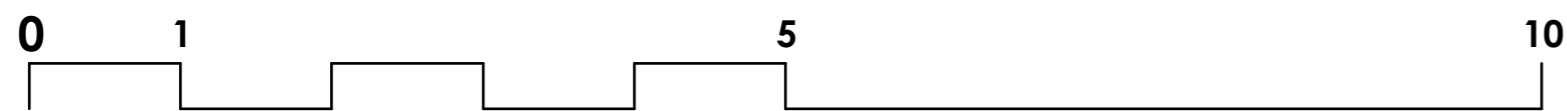
Setting out to be confirmed on site by specialist contractor
(Drawings is indicative only)

PROPOSED GROUND FLOOR PLAN - PART



Setting out to be confirmed on site by specialist contractor
(Drawings is indicative only)

PROPOSED FIRST FLOOR / ROOF PLAN - PART



NB: Check all levels shown and report any variations to CA

PROPOSED SECTION X - X

+10.00

NOTES:

- Heritage style aluminium gutters and downpipes changed for cast iron heritage style: type to be agreed with LPA
- Cupola and supporting steel structure removed
- New glazed entrance screen (details to be advised)
- Original windows blind boxes restored and/or replaced to match existing. To be painted to match render (all work to the windows themselves is expressly excluded from this application)
- HW sash window within dormer replaced with HW casement window
- Metal canopy to be restored by specialist metal conservator
- Re-grading of external levels (to form part of landscape design package)

PLANNING AND LISTED BLDG CONSENT
DISCHARGE OF CONDITION APPLICATION

Rev A: Nov 2016 - Preliminary Issue for design development

<div>AP (a.)</div> <div>alan power (ARCHITECTS.)</div> <div>13, Needham Road, London, W11 2BP Tel: 020 7229 9375 Fax: 020 7221 4172</div>	<div>DRAWING</div> <div>PROPOSED WEST ELEVATION / PART PLANS</div>	<div>DRWG. N°:</div> <div>492/300</div>
	<div>PROJECT</div> <div>THE ELMS, FITZROY PARK, N6 6HS</div>	<div>Rev.</div> <div>A</div>
	<div>CLIENT</div> <div>ELM INTERNATIONAL LTD</div>	<div>Scale</div> <div>1:50@ A1</div>
		<div>Date</div> <div>Nov 2016</div>

DO NOT SCALE FROM THIS DRAWING. ALL DIMENSIONS TO BE CHECKED ON SITE AND DISCREPANCIES REPORTED TO ARCHITECT