

Skyline Coping System

The Skyline Coping system provides an economical and easily installed capping to upstand parapets, in conjunction with flat or pitched roofs. The strap fixing method avoids penetration of the capping, whilst allowing ventilation over the top of the wall. Skyline Copings are equally suited to retrofit and new build projects.

Applications

- Provides a totally weatherproof covering to upstand parapets as fixing method does not penetrate the Skyline Coping
- Suitable for new buildings and retrofit

Performance

- Attractive, clean lines are maintained as fixings are not visible on the surface of the Skyline Coping
- The fixing strap profile allows ventilation over the top of the wall whilst remaining weatherproof
- Material thickness and fixing mechanism gives excellent rigidity
- Lightweight, durable and non-corrodible
- Coefficient of linear thermal expansion is $23 \times 10^{-6} \text{mm/m/}^{\circ}\text{C}$
- A gap of 3-4mm should be left between Skyline Coping sections to accommodate thermal expansion
- Life expectancy of aluminium: 40 years (rural/suburban areas); up to 25 years (industrial/marine areas)
- Aluminium is 100% recyclable

Components and Manufacture

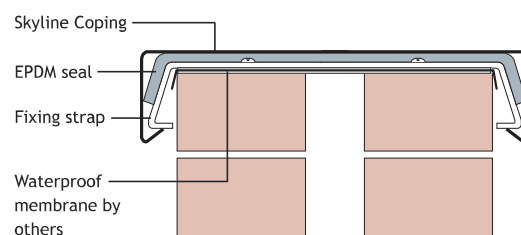
- UK manufactured
- Skyline Copings are fabricated from 2mm or 3mm thick aluminium alloy sheet, depending on width
- Fixing straps are pressed 3mm aluminium with extruded EPDM seals bonded to the top surface
- All fabricated fittings (90° corners, irregular corners, stop ends, closed ends, upstands, 90° tee junctions) are mitred, welded and have a smooth finish on the front face
- A waterproof membrane will be required beneath the Skyline Coping to provide an effective seal

Colours & Finishes

- In-house polyester powder coating facility with 16 BBA approved standard colours
- Additional BS or RAL colours available to special order; also available in plain mill finish for on-site painting

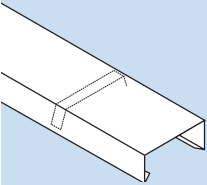
Installation & Fixing

- Simple and quick to install
- In most cases fixing can be carried out from the roof so no external access is required making it particularly suitable for renovation work
- Minimal maintenance requirements



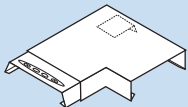
Skyline Coping System

Coping - 3 Metre Lengths

 <p>Intermediate support at 1500mm centres</p>	Wall Thickness	Coping Width	Product Code
	91-120	182	SL12/3M
	121-180	242	SL18/3M
	181-240	302	SL24/3M
	241-300	362	SL30/3M
	301-360	422	SL36/3M
	361-420	482	SL42/3M
	421-480	542	SL48/3M
	481-540	602	SL54/3M
	541-600	662	SL60/3M


Two fixing straps supplied

90° Angles

	Wall Thickness	Coping Width	Product Code
	91-120	182	SL12/90
	121-180	242	SL18/90
	181-240	302	SL24/90
	241-300	362	SL30/90
	301-360	422	SL36/90
	361-420	482	SL42/90
	421-480	542	SL48/90
	481-540	602	SL54/90
	541-600	662	SL60/90

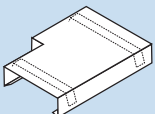
One full and one half fixing strap supplied

Stopped or Closed Ends

	Wall Thickness	Coping Width	Product Code
	91-120	182	SL12/CS
	121-180	242	SL18/CS
	181-240	302	SL24/CS
	241-300	362	SL30/CS
	301-360	422	SL36/CS
	361-420	482	SL42/CS
	421-480	542	SL48/CS
	481-540	602	SL54/CS
	541-600	662	SL60/CS

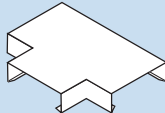
One fixing strap supplied

Straight Joint Reducers

	Wall Thickness	Coping Width	Product Code
	91-120	182	SL12/SJ
	121-180	242	SL18/SJ
	181-240	302	SL24/SJ
	241-300	362	SL30/SJ
	301-360	422	SL36/SJ
	361-420	482	SL42/SJ
	421-480	542	SL48/SJ
	481-540	602	SL54/SJ
	541-600	662	SL60/SJ

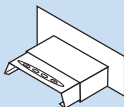
Two fixing straps supplied for any two standard wall widths

90° Tee Junctions

	Wall Thickness	Coping Width	Product Code
	91-120	182	SL12/TJ
	121-180	242	SL18/TJ
	181-240	302	SL24/TJ
	241-300	362	SL30/TJ
	301-360	422	SL36/TJ
	361-420	482	SL42/TJ
	421-480	542	SL48/TJ
	481-540	602	SL54/TJ
	541-600	662	SL60/TJ

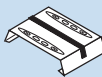
Two fixing straps supplied

Stop End Upstands

 <p>Full surround: also available on top face only</p>	Wall Thickness	Coping Width	Product Code
	91-120	182	SL12/US
	121-180	242	SL18/US
	181-240	302	SL24/US
	241-300	362	SL30/US
	301-360	422	SL36/US
	361-420	482	SL42/US
	421-480	542	SL48/US
	481-540	602	SL54/US
	541-600	662	SL60/US

One fixing strap supplied

Fixing Straps

	Wall Thickness	Coping Width	Product Code
	91-120	182	SL12/FS
	121-180	242	SL18/FS
	181-240	302	SL24/FS
	241-300	362	SL30/FS
	301-360	422	SL36/FS
	361-420	482	SL42/FS
	421-480	542	SL48/FS
	481-540	602	SL54/FS
	541-600	662	SL60/FS

Notes:

All sizes indicated in the tables above are in millimeters.
The wall thickness and Coping widths shown above are overall measurements.
SL12 to SL36 Copings are manufactured from 2mm aluminium. SL42 to SL60 Copings are manufactured from 3mm aluminium.