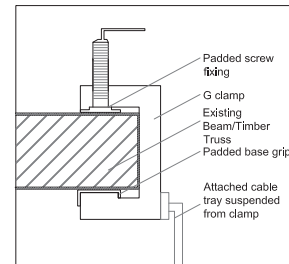


GF Lighting Plan
Scale 1:50

LIGHTING LEGEND GROUND FLOOR, EXTERNAL AND FIRST FLOOR	CODE	QTY
	L1	2
	L2	59
	L3	20
	L4	6
	L5	11
	L6	2
	L7	31 METRES
	L13	2
	L14	10
	L15	51

NOTE: ALL NEW LIGHTING TO BE ON CABLE TRAYS & DIMMER PACKS - ALLOW SUFFICIENT POWER FOR FUTURE EXPANSION. CHECK LOCAL AUTHORITY AND ALL RELEVANT REGULATIONS.



Lighting Fixing Detail

G Clamp fitting system.

A series of g clamps will be used to place along existing beams/timber trusses. These will be securely fixed with padded screw down system. Ensuring no beam or timber is damaged or penetrated.

G clamps will support a series of cable trays where all light fittings will be fixed to and therefore will be suspended from.

Drawing to be read in conjunction with dwg No09 - FF Lighting Plan

REV	BY	DATE	DESCRIPTION
B	GB	07/02/17	LIGHTING REVISIONS OVERALL
A	GB	24/01/17	LIGHTING REVISIONS OVERALL

NOTES:-

- All drawings to be read in conjunction with Structural Engineer's details & any relevant sub-contractor's details. All works to comply with current Building Regulations, British Standards & Codes of Practice.
- All dimensions to be checked on site prior to any works commencing.
- Contractor to ensure that all work meets the requirements of the EHO, Building Control, Fire Authority and all other statutory bodies.

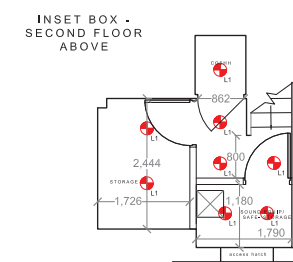
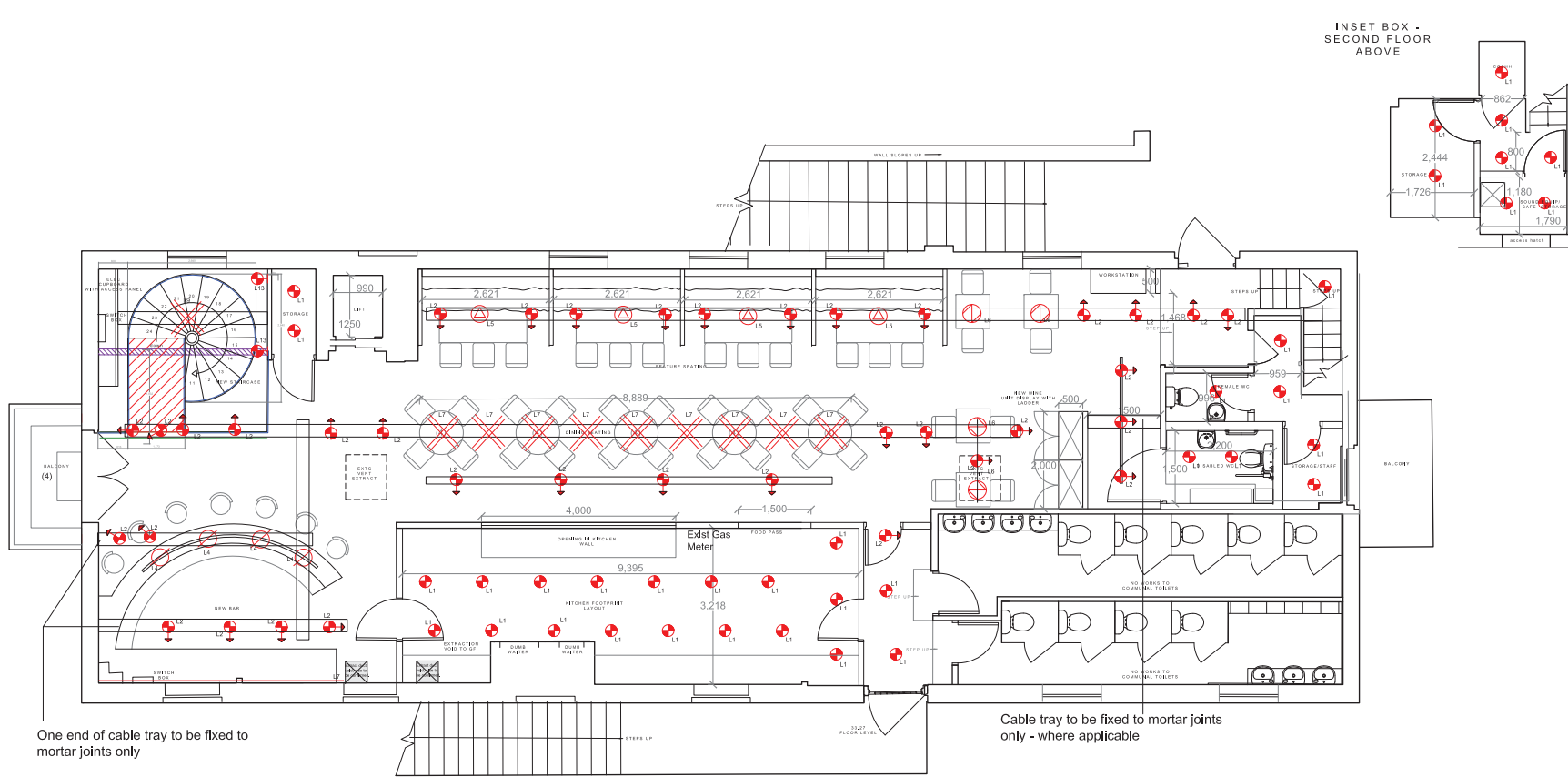
KEANE.

CLIENT	TRIANGLE RESTAURANTS
PROJECT	LONG STABLES, CAMDEN
DRG NAME	GF LIGHTING PLAN
SCALE	1:50 @ A1
DATE	DEC 2016
JOB#	13000
DWGH#	008B
STATUS	For Approval

CONTACT
gupl.bansal@keanebrands.com

Drawing issued on condition it is not copied in whole or part without consent. Figured dimensions take precedence over scaled. All dimensions to be checked on site prior to commencement of any work or shop drawings. To be read in conjunction with specification where relevant.

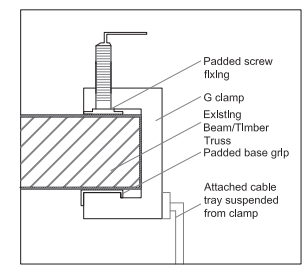
©KEANE 2016 KEANEBRANDS.COM



One end of cable tray to be fixed to mortar joints only

Cable tray to be fixed to mortar joints only - where applicable

FF Lighting Plan
Scale 1:50



Lighting Fixing Detail

G Clamp fitting system.

A series of g clamps will be used to place along existing beams/timber trusses. These will be securely fixed with padded screw down system. Ensuring no beam or timber is damaged or penetrated.

G clamps will support a series of cable trays where all light fittings will be fixed to and therefore will be suspended from.

LIGHTING LEGEND	CODE	QTY
	L1	37
	L2	33
	L3	
	L4	5
	L5	4
	L6	4
	L7	9
	L8	3 METRES
	L9	1
	L13	2

NOTE: ALL NEW LIGHTING TO BE ON DIMMER PACKS AND ALLOW SUITABLE ACCESS FOR THE MAINTENANCE OF THE LIGHTING FIXTURES.

Drawing to be read in conjunction with dwg No8 - GF Lighting Plan

REV	BY	DATE	DESCRIPTION
B	GB	07/02/17	LIGHTING REVISIONS OVERALL
A	GB	24/01/17	LIGHTING REVISIONS OVERALL

CLIENT: TRIANGLE RESTAURANTS
 PROJECT: LONG STABLES, CAMDEN
 DRG NAME: FF LIGHTING PLAN
 SCALE: 1:50 @ A1
 DATE: DEC 2016
 JOB#: 13000
 DWG#: 009B
 STATUS: For Approval

CONTACT: gupl.bansal@keanebrands.com

© KEANE 2016 KEANEBRANDS.COM